



SENT TO COUNCIL: _____

Memorandum

TO: HONORABLE MAYOR AND
CITY COUNCIL

FROM: Scott P. Johnson

**SUBJECT: INVESTMENT REPORT FOR
THE QUARTER ENDED
MARCH 31, 2006**

DATE: April 27, 2006

Approved

Date

INFORMATION

Transmitted herewith is the City's investment report for the quarter ended March 31, 2006. As a means to meet the reporting requirements set forth in the California Government Code Sections 53600 et seq. and the City of San Jose Investment Policy, an electronic version of this report will be posted on the City's website at www2.csjfinance.org and a hard copy will be on file at the City Clerk's Office located at 200 East Santa Clara Street.

This report is being distributed to the Making Government Work Better Council Committee (MGWB) for discussion during their next meeting and will be agendaized through the MGWB Committee to a subsequent City Council meeting.

A new section has been added in the transmittal letter discussing the Finance Department's investment strategy during the reporting period.

The total investment portfolio as of March 31, 2006 was \$1.125 billion. This is an increase of approximately \$37 million from December 31, 2005, primarily due to the receipt of property tax, tax increment and Triple Flip/Vehicle License Fee payments from the County. For the quarter ended March 31, 2006, the earned interest yield was 3.628% which was an increase of 0.333% from the quarter ended December 31, 2005, reflecting the continued overall increase in market yields. The weighted average days to maturity as of March 31, 2006 was 326 days, representing a decrease of 39 days from 365 days as of December 31, 2005.—

If you have any questions on this investment report, please do not hesitate to call me at (408) 535-7001.

SCOTT P. JOHNSON
Director, Finance Department

Attachment

cc: Les White, Interim City Manager
Gerald Silva, City Auditor
Richard Doyle, City Attorney
Kay Winer, Deputy City Manager





CITY OF SAN JOSÉ

INVESTMENT REPORT
QUARTER ENDED MARCH 31, 2006



PREPARED BY
FINANCE DEPARTMENT
TREASURY DIVISION



**INVESTMENT REPORT FOR
THE QUARTER ENDED
MARCH 31, 2006**



Quarter Ended March 31, 2006

Prepared by
Finance Department
Treasury Division

Scott P. Johnson
Director of Finance

**Investment Report for
the quarter ended
March 31, 2006
City of San José
Department of Finance
Treasury Division**

SCOTT P. JOHNSON
Director of Finance

JULIA COOPER
Deputy Director of Finance,
Treasury Division

Report Production

Bonnie Kobayashi, Administrative Officer
Maria Öberg, Financial Analyst
Maria Guerrero, Senior Account Clerk
Gabriela Camacho, Account Clerk II

Special Assistance by

Inderdeep Dhillon, Senior Accountant
Dean Casale, Accountant I
Michele Torres, Office Specialist II
Tim Roberts, Account Clerk II

**CITY OF SAN JOSE
INVESTMENT REPORT FOR
THE QUARTER ENDED MARCH 31, 2006
TABLE OF CONTENTS**

| | |
|---|------|
| Letter of Transmittal..... | iii |
| A. PORTFOLIO STATISTICS..... | A-1 |
| B. EARNED INTEREST SUMMARY | |
| Investment Pool | B-1 |
| Summary..... | B-8 |
| Special Funds and Summary..... | B-9 |
| C. TIME DEPOSIT BANK DISTRIBUTION REPORT..... | C-1 |
| D. MARKET VALUE OF PORTFOLIO..... | D-1 |
| E. DETAIL OF INVESTMENT ACTIVITY | |
| Investment Pool | |
| Interest Receipts..... | E-1 |
| Sales..... | - |
| Maturities..... | E-5 |
| Amortization..... | E-9 |
| Purchases..... | E-13 |
| Summary..... | E-19 |
| Special Funds and Summary..... | E-20 |
| Combined Summary..... | E-33 |
| Broker Distribution Report..... | E-34 |



April 27, 2006

HONORABLE MAYOR and CITY COUNCIL

**INVESTMENT REPORT FOR THE
QUARTER ENDED MARCH 31, 2006**

I am pleased to present this report of investment activity for the quarter ending March 31, 2006 in compliance with the reporting requirements as set forth in the California Government Code Sections 53600 et seq. and the City of San José Investment Policy. The information presented in the table below highlights the investment activity for the quarter ended March 31, 2006 as well as provides a comparison to the quarters ended December 31, 2005 and March 31, 2005.

| INVESTMENT SUMMARY | | | |
|---------------------------------------|--------------------|----------------------|--------------------|
| For the Quarter Ended | March 2006 | December 2005 | March 2005 |
| <i>Total Portfolio</i> | | | |
| Portfolio Value ^{(1) (2)} | \$1,124,906,878.83 | \$1,087,539,758.20 | \$1,161,394,670.68 |
| Percent of total funds invested | 99.72% | 99.71% | 99.78% |
| Earned Interest Yield | 3.628% | 3.295% | 2.908% |
| Dollar-weighted average yield | | | |
| Purchases | 4.528% | 4.017% | 3.028% |
| Maturities | 4.278% | 3.807% | 2.847% |
| Portfolio Effective Yield | 3.731% | 3.442% | 3.07% |
| Dollar-weighted ave. days to maturity | 326 | 365 | 455 |
| <i>Portfolio Fund 1</i> | | | |
| Portfolio Value ⁽¹⁾ | \$1,083,858,614.95 | \$1,036,640,179.12 | \$1,016,303,292.75 |
| Earned Interest Yield | 3.592% | 3.262% | 2.938% |
| Dollar-weighted average yield | | | |
| Purchases | 4.533% | 4.066% | 2.807% |
| Maturities | 4.267% | 3.799% | 2.578% |
| Portfolio Effective Yield | 3.698% | 3.402% | 3.026% |
| Dollar-weighted ave. days to maturity | 337 | 382 | 518 |

¹Reflects book value (principal plus any purchased interest costs) of investments.

²Total excludes \$554,874,445 in bond proceeds held by trustees for the City of San Jose (\$499,716,757) and the Redevelopment Agency (\$55,157,688).

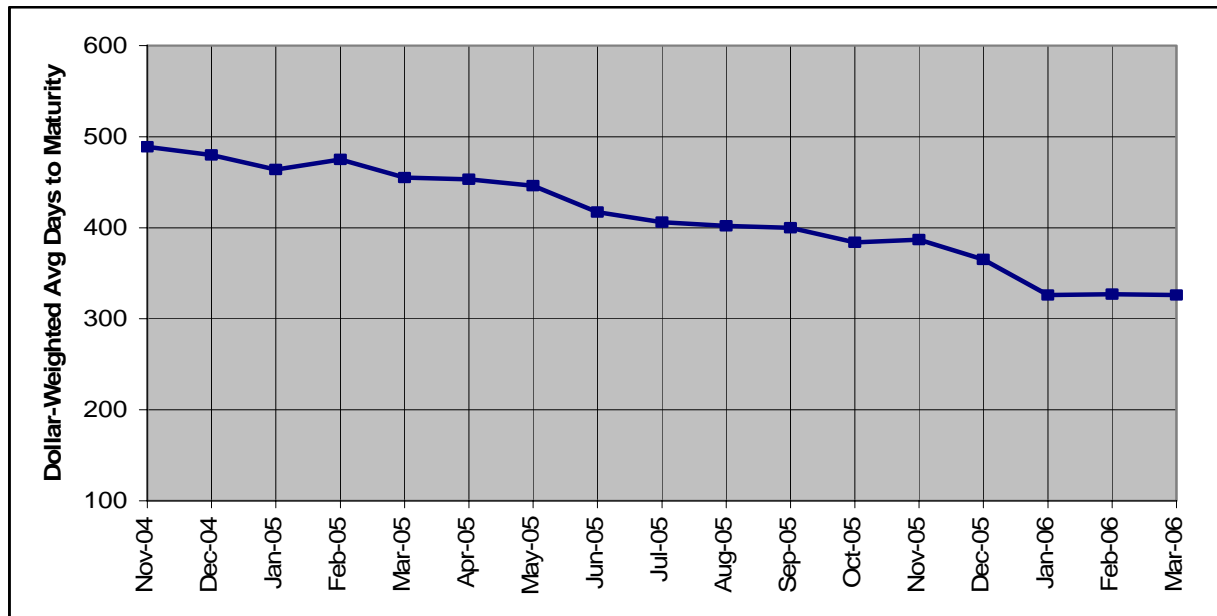
MAYOR AND CITY COUNCIL
 April 27, 2006
 Investment Report for the Quarter Ended March 31, 2006

TOTAL PORTFOLIO INCOME RECOGNIZED

| Total Portfolio | Accrual Basis | | |
|--|--------------------------|-----------------------------|--------------------------|
| | <u>March 2006</u> | <u>December 2005</u> | <u>March 2005</u> |
| <i>Quarter-End</i> | | | |
| Net interest earnings | \$10,106,794.46 | \$8,987,105.48 | \$8,344,289.69 |
| Net gains (losses) from sales | <u>0</u> | <u>0</u> | <u>0</u> |
| Net total income recognized | \$10,106,794.46 | \$8,987,105.48 | \$8,344,289.69 |
| <i>Fiscal Year-to-Date</i> | | | |
| Net interest earnings | \$28,540,640.59 | \$18,433,588.32 | \$23,471,605.97 |
| Net gains (losses) from sales | <u>0</u> | <u>0</u> | <u>0</u> |
| Net total income recognized ⁽¹⁾ | \$28,540,640.59 | \$18,433,588.32 | \$23,471,605.97 |

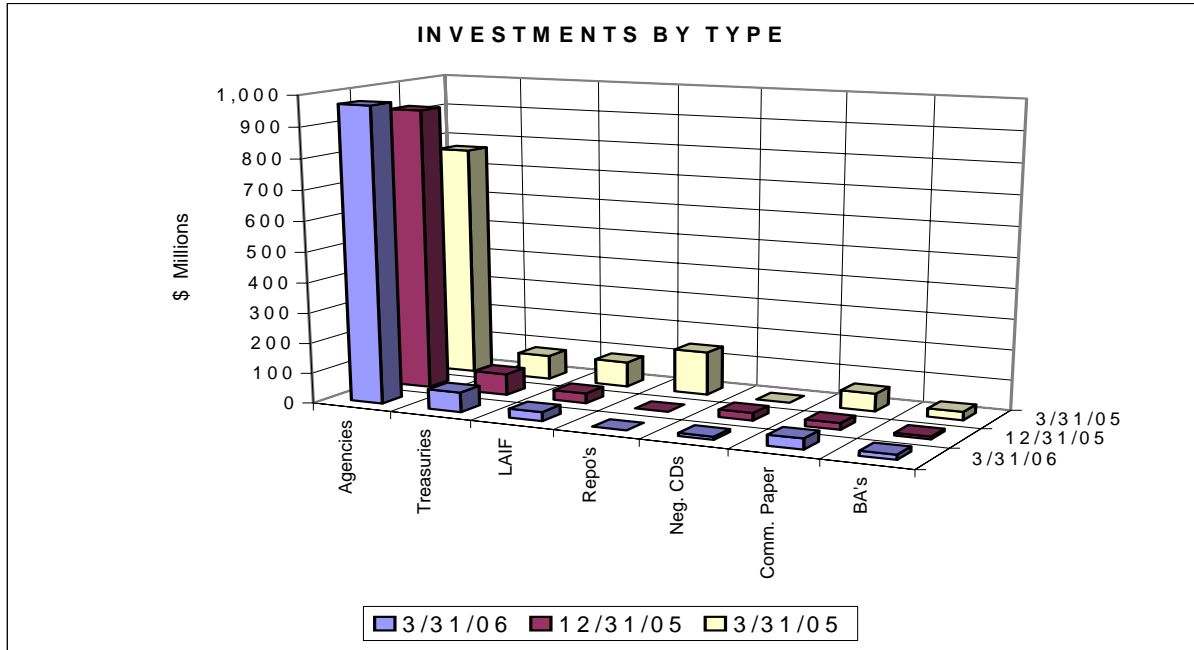
¹See Exhibit A for revisions.

PORTFOLIO MATURITY TREND

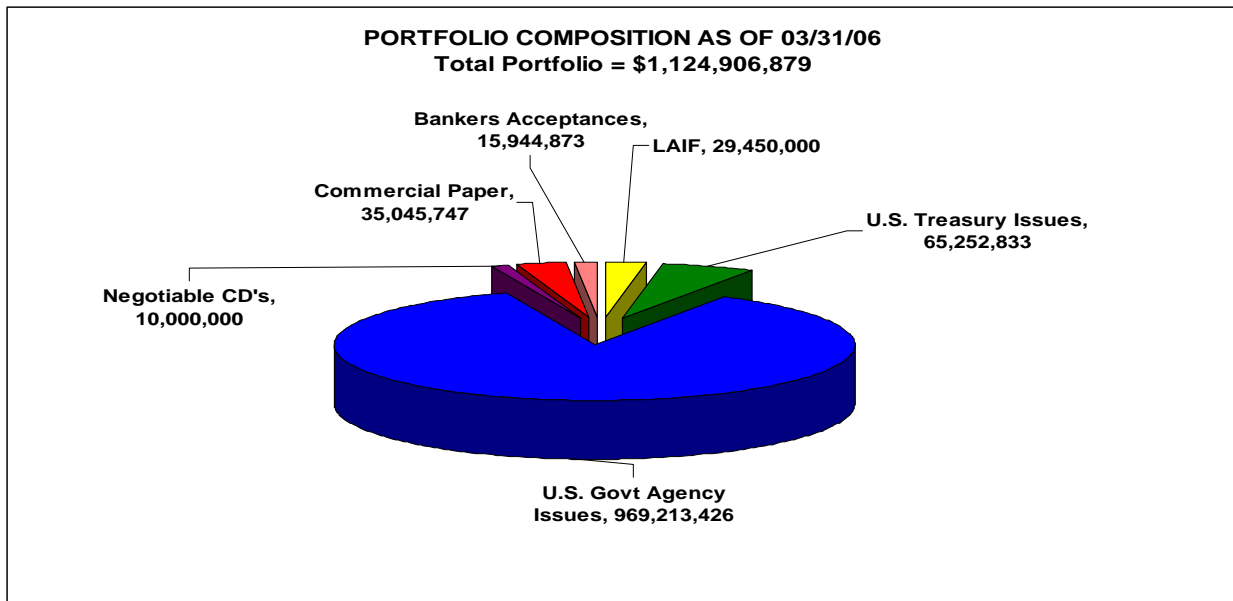


This graph provides the historical monthly dollar-weighted average days to maturity of the portfolio for each month of the current quarter as compared to the past twelve months' activity. The average maturity is shortening due to a combination of liquidity needs and the current interest rate environment. The yield curve has been flat to inverted for the past several months, which means that there is no advantage to invest in the longer term. Depending upon the City's liquidity needs, the current investment strategy is to invest short term, between six months to one year.

PORTFOLIO MIX

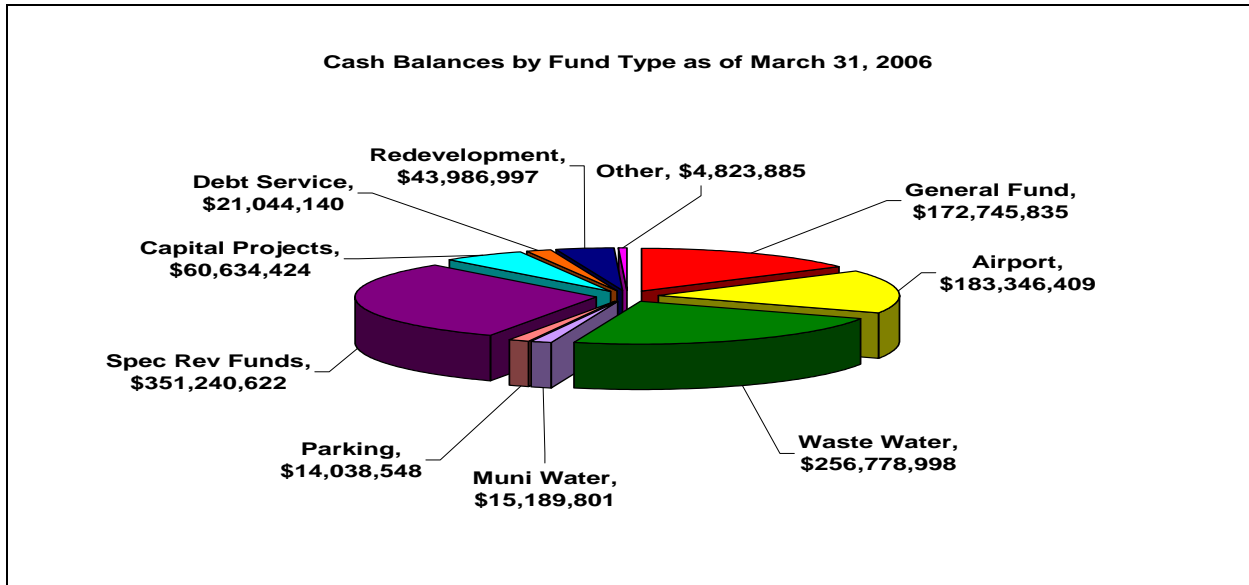


This graph compares the types of investments in the portfolio at the end of the current quarter to the previous quarter and to the previous year's corresponding quarter.



The above graph depicts the portfolio composition as of the end of the reporting quarter, displaying the dollar value of the investment types to the total portfolio.

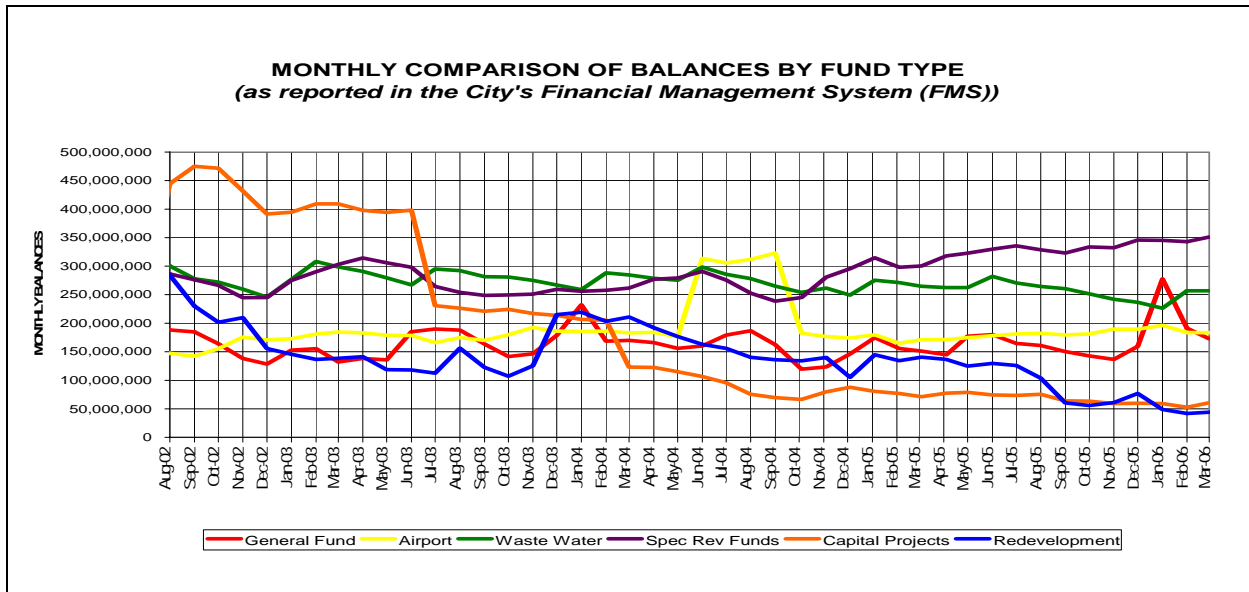
MAYOR AND CITY COUNCIL
 April 27, 2006
 Investment Report for the Quarter Ended March 31, 2006



The above graph reflects the reconciliation of total balances reported by the investment program's investment accounting system compared to the City's Financial Management System (FMS):

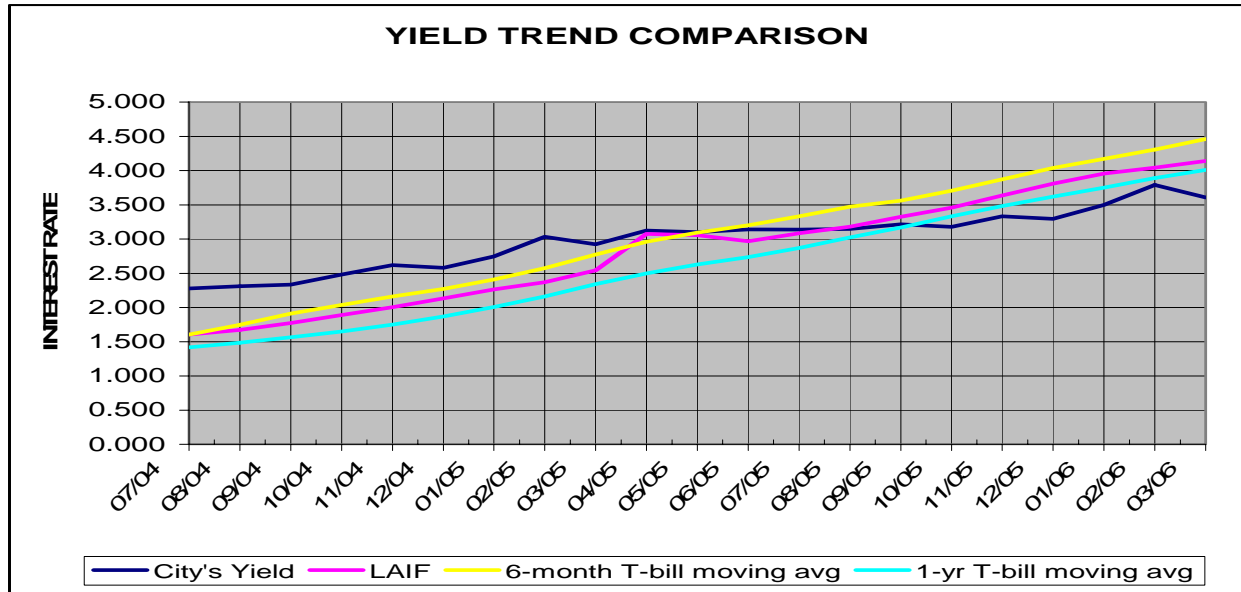
| | |
|---|--------------------|
| Total Investment Portfolio | \$1,124,906,879 |
| Deposit-in-Transit, Outstanding Checks* | <u>(1,077,219)</u> |
| Total per FMS | \$1,123,829,660 |

*Reflects timing differences between when deposits are made and accounting for the proceeds in FMS or when checks are written and not yet cashed by the receiving party.

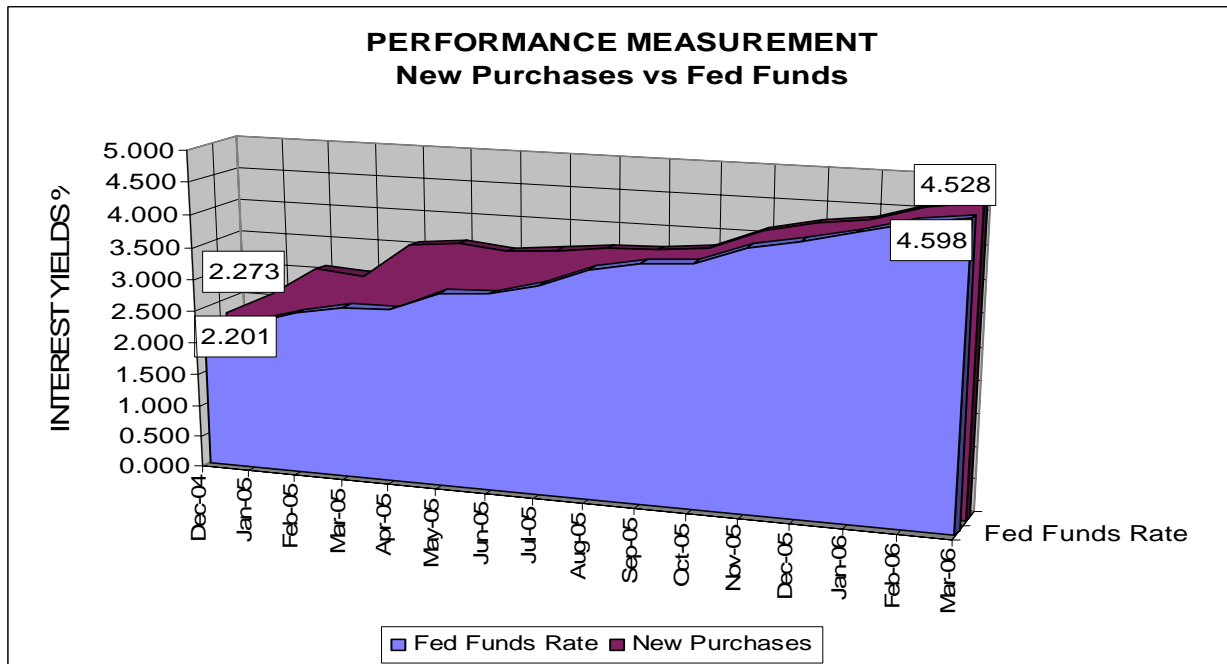


The above graph compares the monthly total balances reported by the City's FMS.

YIELD TREND



This graph compares the earned interest yield on the portfolio with the monthly average yield on the State of California Local Agency Investment Fund (LAIF) for the same period and with the six-month and one-year moving average yields on one-year U.S. Treasury securities.



This graph compares the weighted average yield on new purchases made during the month for the total portfolio with the average federal funds rate for the same period. Funds on deposit in a

MAYOR AND CITY COUNCIL

April 27, 2006

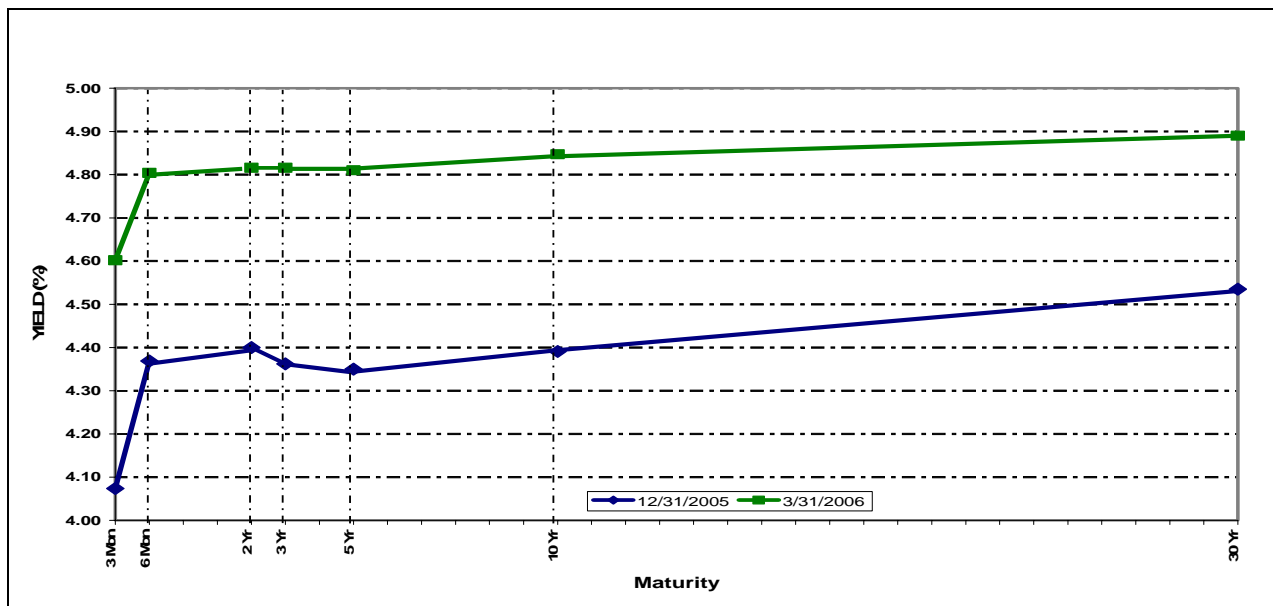
Investment Report for the Quarter Ended March 31, 2006

bank's reserve account are referred to as federal funds, and the rate of interest paid on overnight loans of federal funds is called the federal funds rate. This is the main interest rate in the money market. All other short-term rates key off of it. The rate on overnight repurchase agreements is usually slightly below the federal funds rate, while longer term investments will normally be higher yields than the federal funds rate.

INVESTMENT STRATEGY

Below is a chart of the interest rate yield curve as of March 31, 2006 compared to yields as of December 31, 2005. The yield curve became inverted at the end of December, continuing through end of March. An inverted yield curve means that the investment yields in the short term are higher than the longer term. During this last quarter (12/31/05 through 3/31/06) we have seen the yield curve flatten, meaning that the City is seeing very little difference in yields between the 6 month maturity and 5 year maturity.

Historical Yield Curve Comparison
(December 31, 2005 to March 31, 2006)



Source: Bloomberg

Based on the yield curve and analysis on the forward curve from survey data received through Bloomberg and from major investment bankers and economists, our current investment strategy is to invest short, out between 6 months to one year, depending on our liquidity needs. This trend is reflected in the portfolio maturity trend chart on page iv of this report indicates that the portfolio's average maturity is shortening due to a combination of liquidity needs and the current interest rate environment. Investors are generally not investing long due to the yield curve and the continued anticipation of future Federal Reserve interest rate increases in a gradual,

MAYOR AND CITY COUNCIL

April 27, 2006

Investment Report for the Quarter Ended March 31, 2006

incremental fashion. The main indicators fueling this “investor uncertainty” are the war on terrorism, the trade deficit, and the impact that energy (oil) prices are having on the world economy.

SIGNIFICANT DEVELOPMENTS

As of March 31, 2006, the size of the total portfolio was \$1.125 billion representing a net increase of approximately \$37 million compared to the amount reported as of December 31, 2005. This net increase was primarily due to receipt of property tax, tax increment and Triple Flip/Vehicle License Fee payments from the County.

REDEVELOPMENT AGENCY

As of March 31, 2006, the Redevelopment Agency portion of the total portfolio was \$43,986,997.25 which represents a net decrease of \$32.9 million compared to the amount reported as of December 31, 2005. This decrease was primarily due to accounts payable and payroll related disbursements; transfers to the City in capital transfers, reimbursement for support services, transfers to the Housing Department; and transfers to the trustee for debt service. Total interest earnings during the quarter ended March 31, 2006 for the Redevelopment Agency were \$633,267.18. |

EXCEPTIONS AND VIOLATIONS

There were no exceptions or violations outstanding for the quarter ended March 31, 2006.

EARNED INTEREST YIELD

The total investment portfolio earned interest yield for the quarter ended March 31, 2006 was 3.628% which was an increase of 0.333% from 3.295% reported for the quarter ended December 31, 2005. This increase in portfolio yield reflects the continued overall increase in market interest rates.

From the quarter ended March 31, 2005 to the quarter ended March 31, 2006, the investment portfolio earned interest yield increased 0.720%. The increase in the investment portfolio’s yield is reflective of the maturity of investments purchased in periods of lower market yields and the subsequent replacement by investments purchased in the current market of rising yields. On January 31 2006, the Federal Open Market Committee (FOMC) raised the federal funds rate to 4.50%, followed by another increase to 4.75% on March 28, 2006. These raises were the 14th and 15th consecutive raises since June 2004, the longest stretch of raises in more than 25 years. Although economic growth continues and longer-term inflation is expected to remain stable, higher energy prices may pose a threat to the current low inflationary levels. Most market

MAYOR AND CITY COUNCIL

April 27, 2006

Investment Report for the Quarter Ended March 31, 2006

analysts expect the Federal Reserve to raise interest rates to 5.00% at its May 10, 2006 meeting to maintain the balance of sustainable economic growth and low and stable inflation.

UNREALIZED LOSSES AND GAINS

Section D of the report reveals a portfolio of securities which cost the City \$1,124,906,878.83 to purchase (\$1,124,322,303.61 principal cost plus \$584,575.22 purchased interest cost). Comparing the portfolio's principal cost as of March 31, 2006 with its market value of \$1,113,061,230.72, results in an unrealized cash-basis loss of \$11,261,072.89. Comparing the portfolio's market value to its amortized cost value of \$1,127,416,411.99 as of March 31, 2006 results in an unrealized loss of \$14,355,181.27.

The City's investment practice per the Investment Policy is generally to hold securities to the maturity dates with exceptions as noted in the Policy. The unrealized losses noted above are "paper losses" where there is an inverse relationship between the general changes in market interest rates to the value of investment securities. As the general market interest rates increase, the value of the City's investments decline as a result of the lower interest yields these investments hold compared to market interest rates.

COMPARISON OF PORTFOLIO INVESTMENT EARNINGS TO THE FY 2005-06 BUDGET

On the following table is a comparison of actual investment earnings to the fiscal year 2005-06 budget. Quarterly budgeted earnings apportionments for the City funds are based upon historical cash balance averages. As reported in the Notes to the General Purpose Financial Statements in the City's Comprehensive Annual Financial Report (CAFR), annual budgets are not prepared for some funds (for example, Nonexpendable Trust Funds, Repair and Demolition Fund, etc). The City's budgets for the General Fund, Special Funds and Capital Improvement Programs reflect annualized investment income earnings of \$13.3 million. The following schedule reflects the investment earnings of only the budgeted City funds participating in investment portfolio fund 1.

The Redevelopment Agency projects annualized investment income earnings of \$3.9 million for Fiscal Year 2005-06. \$3.4 million of the total investment earnings are of funds participating in the City's investment program. The amounts shown for the Redevelopment Agency's quarterly and fiscal year to date budgeted investment earnings are based on the Agency's annual budget, apportioned on a pro-rata basis for the quarter and year-to-date, respectively.

MAYOR AND CITY COUNCIL
 April 27, 2006
 Investment Report for the Quarter Ended March 31, 2006

| BUDGET COMPARISON | | | |
|--------------------------------------|----------------------------|--------------------------------|------------------------------------|
| <u>Investment Earnings</u> | <u>General Fund</u> | <u>Other City Funds</u> | <u>Redevelopment Agency</u> |
| <u>Quarter-end March 2006</u> | | | |
| Budget | \$952,484 | \$2,402,390 | \$737,362 |
| Actual | <u>1,848,425</u> | <u>3,562,358</u> | <u>633,267</u> |
| Variance | 895,941 | 1,159,968 | (104,095) ¹ |
| <u>Fiscal Year to Date</u> | | | |
| Budget | \$2,717,914 | \$7,094,336 | \$2,445,891 |
| Actual | <u>4,463,115</u> | <u>10,405,929</u> | <u>2,299,697</u> |
| Variance | 1,745,201 | 3,311,593 | (146,194) |

¹ Actual earnings for the Redevelopment Agency fell below budgeted estimates year-to-date. Finance staff continues to work with the Redevelopment Agency to achieve consistency in developing and reporting budgeted interest earnings.

FUTURE COMMITMENTS

The City has no obligations to buy or sell securities, no outstanding debt to security brokers, and no commitments to participate in securities trading.

RESTRUCTURING TRANSACTIONS

No restructuring transactions were executed during the quarter ended March 31, 2006.

MUNICIPAL BONDS

No municipal bonds were purchased during the quarter ended March 31, 2006.

CASH MANAGEMENT PROJECTION

Based on the Finance Department's cash flow projection of March 31, 2006, the total portfolio is expected to have approximately \$387 million in maturities and interest during the next six months (\$346 million in investment portfolio 1), plus approximately \$840 million in revenues. These amounts are more than sufficient to cover the projected expenditures during the next six months consisting of City expenditures of approximately \$694 million, the Redevelopment Agency expenditures of approximately \$164 million, and miscellaneous bond proceeds disbursements of approximately \$3 million.



EXHIBIT A

The fiscal year-to date interest earnings through March 31, 2006, includes an adjustment to the earnings for \$2,663,000 FHLB Discount Notes maturing 4/24/06. The maturity date had been incorrectly posted as 4/26/06.

| RECONCILIATION & ADJUSTMENTS TO YEAR-TO-DATE INTEREST EARNINGS | | | | | |
|---|-----------------------|------------------------------------|-----------------------|---------------------------|--|
| <u>Fund</u> | <u>Investment No.</u> | <u>Est. Accrual as of 12/31/05</u> | <u>Actual Accrual</u> | <u>Accrual Adjustment</u> | |
| 1 | 34306 | \$46,019.21 | \$46,277.02 | \$257.81 | |

| ADJUSTMENT TO TOTAL PORTFOLIO INCOME RECOGNIZED | |
|--|------------------------|
| Accrual Basis – Fiscal Year-to-Date Interest Earnings | |
| FYTD total income recognized as of 12/31/05 | \$18,433,588.32 |
| Adjustment: Investment No. 34306 | <u>\$257.81</u> |
| Adjusted FYTD total income recognized as of 12/31/05 | \$18,433,846.13 |
| February 2006 accrued interest earnings | <u>\$10,106,794.46</u> |
| FYTD total income recognized as of 02/28/06 | \$28,540,640.59 |



SECTION A

PORTFOLIO STATISTICS

Section 1: All Funds Summary

Summarizes daily average investment balances for each portion of the portfolio, the daily uninvested average in the general account, and the average total holdings per day.

Section 2: Statistics

TOTAL INTEREST RECEIVED IN THIS PERIOD: Represents the cash basis receipts for the report period. Includes the total actual interest receipts less accrued interest purchased (if not offset by prior coupon payment) and further modified by the gain or loss amounts incurred through sales during the period.

TOTAL NET EARNINGS THIS PERIOD: Represents the accrued net earnings for the period. Encompasses the net of interest accrual, premium amortization, discount accretion, and gains/losses from sales.

AVERAGE DAILY PORTFOLIO BALANCE: The sum of daily investment balances (Cost adjusted by amortization/accretion postings) during the actual period, including weekends and holidays, divided by the number of days in the reporting period.

EARNED INTEREST YIELD THIS PERIOD: The total net accrued earnings this period, divided by the number of days within the report period, then multiplied by 365 days, and divided by the average daily investment balance.

END OF PERIOD PORTFOLIO BALANCE: The sum of all investment balances (adjusted cost basis) which are active at the end of the report.

WEIGHTED AVERAGE YIELD AT END OF PERIOD: The sum of all end of period investment balances, each multiplied by its ending sub-period yield, then divided by the sum of the end of period investment balances (current book value or adjusted costs basis).

WEIGHTED AVERAGE DAYS TO MATURITY: The sum of all investment cost balances for securities active at the end of the report period, each multiplied by the days to maturity, then divided by total investment costs.

WEIGHTED AVERAGE DAYS TO CALL: The sum of all investment cost balances for securities active at the end of the report period, each multiplied by the days to the call date or if no call date, to the maturity date, then divided by total investment cost.

Section 3: Reconciliation to previous month's investment balances.



1

CITY OF SAN JOSE, CALIFORNIA
 CASH MANAGEMENT PROGRAM REPORT TO THE CITY COUNCIL
 FOR THE PERIOD 01/01/06 THROUGH 03/31/06

ON A DAILY AVERAGE BASIS FOR THIS PERIOD, THE TEMPORARILY IDLE CASH BALANCES OF ALL OF THE FUNDS OF THE CITY OF SAN JOSE WERE PLACED AS FOLLOWS:

ALL FUNDS SUMMARY

| INVESTMENT TYPE | DAILY AVERAGE | INVESTMENT EARNINGS AND RECEIPTS | | |
|--|------------------|----------------------------------|---------------|-------------------|
| | | PERCENT | AMOUNT | INTEREST RECEIVED |
| BANKERS ACCEPTANCES | 15,488,063.26 | 4.58 | 174,794.52 | .00 |
| FEDERAL AGENCY SECURITIES | 951,144,111.53 | 3.59 | 8,431,043.42 | 7,976,627.04 |
| CERTIFICATES OF DEPOSIT | .00 | .00 | .00 | .00 |
| U.S. TREASURY BILLS, BONDS AND NOTES | 69,933,631.46 | 2.92 | 504,330.08 | 267,935.83 |
| REPURCHASE AGREEMENTS | .00 | .00 | .00 | .00 |
| STATE POOL, PASSBOOK & MONEY MKT ACCTS | 37,023,203.70 | 4.03 | 368,301.67 | 368,301.34 |
| COMMERCIAL PAPER | 39,987,892.62 | 4.59 | 452,195.59 | 266,146.92 |
| NEGOTIABLE CD'S | 16,055,555.56 | 4.45 | 176,129.18 | 224,125.01 |
| MEDIUM TERM CORPORATE NOTES | .00 | .00 | .00 | .00 |
| INVESTMENTS SUB-TOTAL | 1,129,632,458.13 | 3.63 | 10,106,794.46 | 9,103,136.14 |
| ACTIVE BANK BALANCES | 3,120,516.08 * | | | |
| TOTAL CASH AND INVESTMENTS | 1,132,752,974.21 | 3.62 | 10,106,794.46 | 9,103,136.14 |
| PERCENT OF CASH INVESTED | 99.72% | | | |

THE PAGES WHICH FOLLOW PROVIDE INFORMATION IN GREATER DETAIL UPON WHICH THE ALL FUNDS SUMMARY, ABOVE, HAS BEEN DEVELOPED. THIS REPORT PROVIDES A DETAILED LISTING OF INVESTMENTS BY INVESTMENT TYPE, AS WELL AS THE AMOUNTS EARNED AND/OR RECEIVED FROM EACH INVESTMENT.

| | |
|---------------|-----------------------|
| *CITY | \$ 845,637.36 |
| REDEVELOPMENT | \$2,274,878.72 |
| | <u>\$3,120,516.08</u> |

CITY OF SAN JOSE
TREASURY DIVISION

PORTFOLIO STATISTICS
1/01/06 THROUGH 3/31/06

PAGE: 1
RUN: 04/24/06 09:37:22

ALL FUNDS

| | ASSETS | FIXED LIABILITIES | ASSETS | EQUITIES LIABILITIES | TOTAL |
|--|------------------|-------------------|--------|----------------------|------------------|
| TOTAL INCOME RECEIVED IN THIS PERIOD: | 9,103,136.14 | .00 | .00 | .00 | 9,103,136.14 |
| TOTAL NET EARNINGS THIS PERIOD: | 10,106,794.46 | .00 | .00 | .00 | 10,106,794.46 |
| AVERAGE DAILY PORTFOLIO BALANCE: | 1,129,632,458.13 | .00 | .00 | .00 | 1,129,632,458.13 |
| EARNED INCOME YIELD THIS PERIOD: | 3.628 | .000 | .000 | .000 | 3.628 |
| END OF PERIOD PORTFOLIO BALANCE: | 1,124,906,878.83 | .00 | .00 | .00 | 1,124,906,878.83 |
| CURRENT AMORTIZED BOOK VALUE: | 1,127,416,411.99 | .00 | .00 | .00 | 1,127,416,411.99 |
| WEIGHTED AVERAGE YIELD AT END OF PERIOD: | 3.731 | .000 | .000 | .000 | 3.731 |
| WEIGHTED AVERAGE DAYS TO MATURITY: | 325.61 | .00 | N/A | N/A | N/A |
| WEIGHTED AVERAGE DAYS TO CALL: | 221.35 | .00 | N/A | N/A | N/A |
| NET PORTFOLIO YIELD, 365-DAY BASIS: | | | | | 3.628 |

CITY SUMMARY

| | BALANCE 12/31/2005 | SALES OR MATURITIES | ADDITIONS | BALANCE 3/31/2006 |
|-----------------------------|-----------------------|------------------------|------------------|----------------------|
| Time Deposits | 0 | 0.00 | 0.00 | 0.00 |
| UST Bills, Notes & Bonds | 69,972,234.88 | 4,867,301.67 | 147,900.00 | 65,252,833.21 |
| Federal Agency Securities | 928,703,656.09 | 425,365,491.10 | 465,875,261.43 | 969,213,426.42 |
| Bankers Acceptance | 9,090,519.74 | 0.00 | 6,854,352.78 | 15,944,872.52 |
| Repurchase Agreements | 0.00 | 0.00 | 0.00 | 0.00 |
| Negotiable CD's | 25,000,000.00 | 50,000,000.00 | 35,000,000.00 | 10,000,000.00 |
| Commercial Paper | 22,060,347.49 | 498,232,853.08 | 511,218,252.27 | 35,045,746.68 |
| Corporate Medium Term Notes | 0 | 0.00 | 0.00 | 0.00 |
| Money Market Mutual Fund | 0 | 0.00 | 0.00 | 0.00 |
| State Pool | 32,713,000.00 | 28,707,193.02 | 25,444,193.02 | 29,450,000.00 |
| Total | 1,087,539,758.20 | 1,007,172,838.87 | 1,044,539,959.50 | 1,124,906,878.83 |

[]

Net Change = 37,367,120.63

Portfolio Turnover Ratio: $\frac{\text{Purchase} + \text{Sales/Maturities (at cost)}}{\text{Average Daily Portfolio Balance}}$

TURNOVER RATIO for quarter ended 3/31/06 1.81627 times

**CITY OF SAN JOSE
TREASURY DIVISION
SERIES II PORTFOLIO STATISTICS
1/1/06 thru 3/31/06**

| FUND # & DESCRIPTION | TOTAL INTEREST RECEIVED IN THIS PERIOD | TOTAL NET EARNINGS THIS PERIOD | AVERAGE DAILY PORTFOLIO BALANCE | EARNED INTEREST YIELD THIS PERIOD | END OF PERIOD PORTFOLIO BALANCE | CURRENT AMORTIZED BOOK VALUE | WEIGHTED AVERAGE YIELD AT END OF PERIOD | WEIGHTED AVERAGE DAYS TO MATURITY |
|---|---|---|--|--|--|---|--|--|
| 1 INVESTMENT FUND | 8,599,313.75 | 9,554,404.71 | 1,078,740,578.53 | 3.592 | 1,083,858,614.95 | 1,086,205,896.95 | 3.698 | 337 |
| 5 TENTH & SENTER IMP DIST | .00 | .00 | .00 | .000 | .00 | .00 | .000 | 0 |
| 6 NO 1ST & E TASMAN | .00 | .00 | .00 | .000 | .00 | .00 | .000 | 0 |
| 8 EVERGREEN CREEK | 860.59 | 903.80 | 87,707.67 | 4.179 | 88,444.20 | 88,780.58 | 4.627 | 83 |
| 33 Reassessment Revenue Bonds, 94A | 173.68 | 340.64 | 31,569.48 | 4.376 | 59,455.80 | 59,681.93 | 4.627 | 83 |
| 34 CSJ/CSC Jt Pwr | 9,453.48 | 7,986.97 | 743,139.25 | 4.359 | 749,121.57 | 750,544.22 | 4.732 | 45 |
| 40 97 Community Facility Dist.1 | 3,468.77 | 5,539.16 | 517,183.50 | 4.344 | 499,097.61 | 501,888.45 | 4.590 | 21 |
| 47 RDA 2003 A&B Rev Bonds | .00 | .00 | .00 | .000 | .00 | .00 | .000 | 0 |
| 49 RDA TABs Series 2003 | 489,865.87 | 537,619.18 | 49,512,279.70 | 4.404 | 39,652,144.70 | 39,809,619.86 | 4.598 | 20 |
| 51 RDA-Repo | .00 | .00 | .00 | .000 | .00 | .00 | .000 | 0 |
| Total | 9,103,136.14 * | 10,106,794.46 * | 1,129,632,458.13 | 3.628 | 1,124,906,878.83 | 1,127,416,411.99 | 3.731 | 326 |

*Reconciled to Page A-1 Cash Management Program; Page A-2 Consolidated Portfolio Statistics; and Page E-33 Detailed Transaction Report



SECTION B

EARNED INTEREST SUMMARY

The Earned Interest Summary summarizes portfolio investment activity, cash interest receipts, and accrual-based earnings for all investments active during any part of the report period. Types of investments are described as follows:

TIME DEPOSITS: A deposit with a California bank or savings and loan association for a specific amount and with a specific maturity date and interest rate. Deposits of up to \$100,000 are insured by FDIC or FSLIC. Deposits over \$100,000 are collateralized above the insurance with either government securities (at 110% of par value), first trust deeds (at 150% of par value), or letters of credit (at 105% of par value).

GOVERNMENT SECURITIES: An issue of the U.S. Treasury. May include U.S.T. Bills (up to 1 year maturity), U.S.T. Notes (maturity of up to 10 years), and U.S.T. Bonds (maturity of longer than 10 years from date of issue). “Stripped Coupons” are coupons that have been physically separated from the original bond before being sold. The purchaser of the coupons in effect is buying the interest that will be paid on the underlying bond on a certain date.

FEDERAL AGENCIES: Any issue of various Federal Agencies, such as Federal National Mortgage Association, Federal Home Loan Bank, Federal Home Loan Mortgage Corporation, Federal Farm Credit Banks, Government National Mortgage Association, and Student Loan Marketing Association.

MEDIUM-TERM NOTES (MTNs): Continuously offered notes, having any or all of the features of corporate bonds and ranging in maturity from nine months out to 30 years. The difference between corporate bonds and MTNs is that corporate bonds are underwritten.

REPURCHASE AGREEMENTS: A holder of securities (e.g. a “dealer”) sells the securities to an investor (e.g. the City) with an agreement to repurchase the securities at a fixed price on a fixed date.

REVERSE REPURCHASE AGREEMENTS: A dealer buys securities from a client (e.g. the City) with an agreement to sell them back to the client at a fixed price on a fixed date.

MONEY MARKET INSTRUMENTS: Negotiable Certificates of Deposit, Commercial Paper and Banker’s Acceptances. Negotiable Certificates of Deposit are large denomination certificates of deposit with a fixed maturity date which can be sold in the money market. They are not collateralized. Commercial Paper is an unsecured promissory note issued by a corporation. It has a fixed maturity (may not be more than 270 days) and is usually sold in discount form. Banker’s Acceptances are drafts or bills of exchange accepted by a bank or trust company evidencing a loan created by the accepting bank. The accepting institution guarantees payment of the bill.

LOCAL AGENCY INVESTMENT FUND: An investment pool managed by the State Treasurer in which local governments and agencies in California may participate.

The subtotal line for each category includes the weighted average days to maturity for that category and also what percentage of the total portfolio the individual investment category represents.



1

CITY OF SAN JOSE
TREASURY DIVISION

(EIS / ERNEIS)

EARNED INCOME SUMMARY

01/01/06 THROUGH 03/31/06

SORT KEYS ARE FUND ICC# MATD

FUND: 1 INVESTMENT FUNDS

PAGE: 1

RUN: 04/24/06 09:37:23

| INV NO. | PURCHASE DATE | COUPON RATE | DESCRIPTION | TICKER / MATURITY DATE | SHARES / SCHEDULED PAR VALUE | SCHEDULED ORIG. COST | YIELD/ 365 | DATE SOLD/MAT | INCOME RECEIVED THIS PER | TOTAL/NET EARNINGS |
|-----------------------------------|---------------|-------------|----------------|------------------------|------------------------------|----------------------|------------|---------------|--------------------------|--------------------|
| 33869 | 04/14/04 | 1.5000 | USTN-CSFB | 03/31/06 | 4,815,000.00 | 4,762,335.94 | 2.084 | MATURED | 88,776.56 | 24,205.64 |
| 32605 | 05/15/01 | 4.6250 | USTN-SSB | 05/15/06 | 5,000,000.00 | 4,932,812.50 | 4.999 | | | 60,804.64 |
| 32608 | 05/16/01 | 4.6250 | USTN-BA | 05/15/06 | 2,995,000.00 | 2,947,618.16 | 5.060 | | | 36,775.00 |
| 32619 | 05/17/01 | 4.6250 | USTN-BA | 05/15/06 | 5,000,000.00 | 4,912,695.31 | 5.102 | | | 61,800.90 |
| 32629 | 05/29/01 | 4.6250 | USTN-UBC | 05/15/06 | 2,037,000.00 | 2,001,670.78 | 5.101 | | | 25,177.45 |
| 33732 | 12/12/03 | 2.0000 | USTN-MISCH | 05/15/06 | 10,000,000.00 | 9,961,328.13 | 2.185 | | | 53,656.49 |
| 33733 | 12/12/03 | 2.3750 | USTN-UBC | 08/15/06 | 5,000,000.00 | 5,007,226.56 | 2.318 | | 59,375.00 | 28,617.10 |
| 33734 | 12/15/03 | 2.3750 | USTN-UBS | 08/15/06 | 5,000,000.00 | 5,021,093.75 | 2.208 | | 59,375.00 | 27,333.69 |
| 33738 | 12/16/03 | 2.3750 | USTN-BOCM | 08/15/06 | 5,000,000.00 | 5,020,703.13 | 2.211 | | 59,375.00 | 27,367.82 |
| 33735 | 12/15/03 | 2.6250 | USTN-GILFD | 11/15/06 | 10,000,000.00 | 10,076,562.50 | 2.366 | | | 58,798.43 |
| 33748 | 12/18/03 | 2.6250 | USTN-CSFB | 11/15/06 | 5,000,000.00 | 5,040,234.38 | 2.352 | | | 29,224.72 |
| 33747 | 12/18/03 | 3.0000 | USTN-MISCH | 11/15/07 | 5,000,000.00 | 5,046,875.00 | 2.759 | | | 34,338.51 |
| 33750 | 12/19/03 | 3.0000 | USTN-BOCM | 11/15/07 | 5,089,000.00 | 5,136,113.01 | 2.762 | | | 34,985.25 |
| SUBTOTAL (ICC#) 12 TREASURY NOTES | | | | 5.79%(C) 194 DAYS | 65,121,000.00 | 65,104,933.21 | 2.922 | | 266,901.56 | 503,085.64 |
| 34169 | 01/26/05 | 1.7000 | FHLB-GILFD | 01/06/06 | 5,000,000.00 | 4,934,723.00 | 3.146 | MATURED | 86,527.00 | 2,126.60 |
| 33845 | 03/16/04 | 2.0000 | FHLB-CITIG | 02/13/06 | 3,830,000.00 | 3,852,711.90 | 1.661 | MATURED | 15,588.10 | 7,539.51 |
| 32611 | 05/16/01 | 5.3750 | FHLB-FTB | 02/15/06 | 5,000,000.00 | 4,962,968.18 | 5.525 | MATURED | 171,406.82 | 33,807.15 |
| 32680 | 06/19/01 | 5.3750 | FHLB-SSB | 02/15/06 | 5,000,000.00 | 4,998,550.00 | 5.336 | MATURED | 135,825.00 | 32,885.56 |
| 33703 | 11/21/03 | 2.3750 | FHLB-WF | 02/15/06 | 5,000,000.00 | 5,023,250.00 | 2.137 | MATURED | 36,125.00 | 13,233.29 |
| 33872 | 04/15/04 | 2.3750 | FHLB-GILFD | 02/15/06 | 5,000,000.00 | 5,016,820.45 | 2.164 | MATURED | 42,554.55 | 13,385.84 |
| 33888 | 04/29/04 | 2.3750 | FHLB-GILFD | 02/15/06 | 5,580,000.00 | 5,580,100.35 | 2.353 | MATURED | 66,162.15 | 16,190.63 |
| 34168 | 01/25/05 | 2.5000 | FHLB-GILFD | 02/24/06 | 4,250,000.00 | 4,220,193.05 | 3.158 | MATURED | 82,931.95 | 19,717.23 |
| 34166 | 01/25/05 | 2.5000 | FHLB-UBC | 03/13/06 | 10,000,000.00 | 9,924,917.22 | 3.260 | MATURED | 200,082.78 | 62,939.02 |
| 33633 | 09/16/03 | 2.5000 | FHLB-BOCM | 03/15/06 | 5,000,000.00 | 5,041,500.00 | 2.218 | MATURED | 21,000.00 | 22,368.97 |
| 33634 | 09/16/03 | 2.5000 | FHLB-UBC | 03/15/06 | 5,000,000.00 | 5,042,200.00 | 2.213 | MATURED | 20,300.00 | 22,312.88 |
| 33652 | 10/15/03 | 2.5000 | FHLB-BOCM | 03/15/06 | 2,855,000.00 | 2,870,329.07 | 2.335 | MATURED | 20,358.43 | 13,402.80 |
| 33832 | 03/23/04 | 2.0200 | FHLB-BOCM | 03/23/06 | 3,000,000.00 | 2,994,843.75 | 2.163 | MATURED | 35,456.25 | 14,375.46 |
| 33864 | 04/27/04 | 2.1000 | FHLB-CALL-BOCM | 04/27/06 | 5,000,000.00 | 4,975,000.00 | 2.391 | | | 29,332.19 |
| 32657 | 06/11/01 | 5.3750 | FHLB-SSB | 05/15/06 | 5,000,000.00 | 4,977,150.00 | 5.568 | | | 68,330.63 |
| 33723 | 12/05/03 | 2.1250 | FHLB-MISCH | 05/15/06 | 5,000,000.00 | 4,947,200.00 | 2.614 | | | 31,889.86 |
| 33873 | 04/15/04 | 2.0500 | FHLB-MISCH | 05/15/06 | 6,000,000.00 | 5,972,340.00 | 2.311 | | | 34,025.52 |
| 34084 | 11/30/04 | 2.8750 | FHLB-FTB | 05/23/06 | 3,310,000.00 | 3,299,772.10 | 3.134 | | | 25,498.44 |
| 34206 | 02/25/05 | 3.0150 | FHLB-MISCH | 05/23/06 | 5,000,000.00 | 4,972,050.00 | 3.528 | | 75,375.00 | 43,252.76 |
| 34530 | 10/19/05 | 2.8750 | FHLB-CITIG | 05/23/06 | 2,400,000.00 | 2,380,680.00 | 4.310 | | | 25,300.00 |
| 34421 | 07/15/05 | 3.6250 | FHLB-FTB | 06/08/06 | 5,000,000.00 | 4,987,450.00 | 3.965 | | | 48,756.10 |
| 33704 | 11/21/03 | 2.2200 | FHLB-WF | 06/09/06 | 2,375,000.00 | 2,366,521.25 | 2.399 | | | 14,000.90 |
| 33837 | 03/10/04 | 1.8750 | FHLB-MISCH | 06/15/06 | 2,645,000.00 | 2,650,263.55 | 1.810 | | | 11,825.62 |
| 34120 | 01/06/05 | 2.0600 | FHLB-GILFD | 06/16/06 | 5,000,000.00 | 4,917,075.00 | 3.294 | | | 39,938.69 |
| 33861 | 04/02/04 | 2.0100 | FHLB-BOCM | 06/30/06 | 5,000,000.00 | 4,994,050.00 | 2.093 | | 50,250.00 | 25,778.84 |
| 34513 | 10/06/05 | 3.2500 | FHLB-MISCH | 07/21/06 | 5,000,000.00 | 4,959,000.00 | 4.364 | | 47,395.83 | 53,437.49 |
| 34062 | 11/16/04 | 2.4300 | FHLB-WF | 08/11/06 | 5,000,000.00 | 4,951,600.00 | 3.051 | | 60,750.00 | 37,256.52 |
| 33850 | 03/22/04 | 2.3750 | FHLB-UBC | 08/15/06 | 920,000.00 | 929,890.00 | 1.939 | | 10,925.00 | 4,446.40 |

1

CITY OF SAN JOSE
TREASURY DIVISION

(EIS / ERNEIS)

EARNED INCOME SUMMARY

01/01/06 THROUGH 03/31/06

SORT KEYS ARE FUND ICC# MATD

FUND: 1 INVESTMENT FUNDS

PAGE: 2

RUN: 04/24/06 09:37:23

| INV NO. | PURCHASE DATE | COUPON RATE | DESCRIPTION | TICKER / MATURITY DATE | SHARES / SCHEDULED PAR VALUE | SCHEDULED ORIG. COST | YIELD/ 365 | DATE SOLD/MAT | INCOME RECEIVED THIS PER | TOTAL/NET EARNINGS |
|---------|---------------|-------------|----------------|------------------------|------------------------------|----------------------|------------|---------------|--------------------------|--------------------|
| 33862 | 04/01/04 | 2.3750 | FHLB-MISCH | 08/15/06 | 2,250,000.00 | 2,267,916.03 | 2.056 | | 26,718.75 | 11,497.43 |
| 34122 | 01/07/05 | 3.5000 | FHLB-FTB | 08/15/06 | 5,000,000.00 | 5,015,750.00 | 3.342 | | 87,500.00 | 41,326.92 |
| 33795 | 02/17/04 | 2.5000 | FHLB-CALL-WF | 08/17/06 | 5,000,000.00 | 4,999,218.75 | 2.541 | | 62,500.00 | 31,327.10 |
| 34438 | 07/28/05 | 4.0000 | FHLB-WF | 08/18/06 | 3,000,000.00 | 2,998,680.00 | 4.098 | | 66,666.68 | 30,307.79 |
| 34550 | 11/03/05 | 4.0000 | FHLB-WF | 08/18/06 | 16,370,000.00 | 16,301,835.32 | 4.576 | | 190,983.33 | 185,001.45 |
| 34326 | 05/11/05 | 3.3700 | FHLB-CITIG | 08/28/06 | 5,000,000.00 | 4,978,400.00 | 3.766 | | 84,250.00 | 46,226.27 |
| 34554 | 11/07/05 | 3.5000 | FHLB-UBS | 09/08/06 | 4,745,000.00 | 4,701,535.80 | 4.668 | | 55,819.65 | 54,344.24 |
| 34556 | 11/07/05 | 4.3500 | FHLB-BA | 09/12/06 | 5,000,000.00 | 4,988,850.00 | 4.675 | | 75,520.84 | 57,622.58 |
| 33836 | 03/15/04 | 2.0000 | FHLB-CALL-BOCM | 09/15/06 | 5,000,000.00 | 4,989,000.00 | 2.120 | | 50,000.00 | 26,083.16 |
| 33898 | 05/14/04 | 2.8750 | FHLB-UBC | 09/15/06 | 5,000,000.00 | 4,974,713.70 | 3.147 | | 71,875.00 | 38,602.34 |
| 34034 | 10/21/04 | 2.8750 | FHLB-WF | 09/15/06 | 5,000,000.00 | 5,023,200.00 | 2.659 | | 71,875.00 | 32,928.86 |
| 34047 | 10/28/04 | 2.8750 | FHLB-MISCH | 09/15/06 | 5,000,000.00 | 5,017,850.00 | 2.716 | | 71,875.00 | 33,599.08 |
| 34123 | 01/07/05 | 3.1250 | FHLB-MISCH | 09/15/06 | 5,000,000.00 | 4,984,900.00 | 3.357 | | 78,125.00 | 41,268.67 |
| 34135 | 01/10/05 | 3.1250 | FHLB-GILFD | 09/15/06 | 6,100,000.00 | 6,079,788.87 | 3.377 | | 95,312.50 | 50,623.62 |
| 34367 | 06/16/05 | 3.7500 | FHLB-GILFD | 09/29/06 | 5,000,000.00 | 4,992,553.50 | 3.924 | | 93,750.00 | 48,300.92 |
| 34635 | 01/06/06 | 3.7500 | FHLB-GILFD | 09/29/06 | 5,285,000.00 | 5,251,387.40 | 4.659 | | 45,693.23 | 57,535.14 |
| 34653 | 01/24/06 | 3.7500 | FHLB-BA | 09/29/06 | 5,000,000.00 | 4,969,100.00 | 4.687 | | 33,854.17 | 43,243.82 |
| 34098 | 12/15/04 | 2.6250 | FHLB-GILFD | 10/16/06 | 5,000,000.00 | 4,958,343.99 | 3.141 | | | 38,408.09 |
| 34137 | 01/12/05 | 2.6250 | FHLB-CITIG | 10/16/06 | 5,000,000.00 | 4,938,550.00 | 3.402 | | | 41,426.99 |
| 34366 | 06/16/05 | 3.8750 | FHLB-JPM | 10/23/06 | 5,000,000.00 | 4,999,525.15 | 3.936 | | | 48,524.01 |
| 34636 | 01/09/06 | 2.2600 | FHLB-BA | 10/27/06 | 2,500,000.00 | 2,464,925.00 | 4.684 | | | 25,937.31 |
| 33644 | 10/30/03 | 2.5650 | FHLB-BOCM | 10/30/06 | 5,000,000.00 | 5,000,000.00 | 2.601 | | | 32,062.50 |
| 34548 | 11/03/05 | 4.5000 | FHLB-GILFD | 11/01/06 | 5,000,000.00 | 4,997,350.00 | 4.643 | | | 57,216.95 |
| 33769 | 01/15/04 | 2.7500 | FHLB-GILFD | 11/15/06 | 5,000,000.00 | 5,047,948.97 | 2.427 | | | 30,205.52 |
| 33783 | 01/21/04 | 2.7500 | FHLB-CSFB | 11/15/06 | 5,000,000.00 | 5,047,650.00 | 2.427 | | | 30,207.36 |
| 33899 | 05/14/04 | 2.7500 | FHLB-UBC | 11/15/06 | 5,000,000.00 | 4,939,776.15 | 3.309 | | | 40,298.66 |
| 34099 | 12/15/04 | 3.1250 | FHLB-CSFB | 11/15/06 | 3,060,000.00 | 3,056,634.00 | 3.229 | | | 24,339.03 |
| 34345 | 05/27/05 | 4.1250 | FHLB-ZFNB | 11/15/06 | 5,000,000.00 | 5,021,633.40 | 3.871 | | | 47,936.79 |
| 34637 | 01/09/06 | 3.1250 | FHLB-BA | 11/15/06 | 3,700,000.00 | 3,670,649.75 | 4.692 | | | 38,688.13 |
| 34194 | 02/18/05 | 3.0000 | FHLB-UBS | 11/16/06 | 5,000,000.00 | 4,954,200.00 | 3.600 | | | 43,981.13 |
| 34632 | 01/05/06 | 3.0750 | FHLB-WF | 11/21/06 | 5,000,000.00 | 4,952,181.67 | 4.682 | | | 54,630.61 |
| 34641 | 01/11/06 | 3.0500 | FHLB-BA | 11/27/06 | 2,500,000.00 | 2,474,419.44 | 4.733 | | | 25,669.44 |
| 34328 | 05/12/05 | 4.5000 | FHLB-CITIG | 11/28/06 | 5,000,000.00 | 5,048,700.00 | 3.895 | | | 48,492.48 |
| 34633 | 01/05/06 | 3.2000 | FHLB-GILFD | 11/29/06 | 2,800,000.00 | 2,773,988.00 | 4.678 | | | 30,573.93 |
| 34642 | 01/11/06 | 3.2000 | FHLB-BA | 11/29/06 | 2,875,000.00 | 2,849,077.08 | 4.732 | | | 29,551.58 |
| 34370 | 06/17/05 | 3.7500 | FHLB-GILFD | 11/30/06 | 5,000,000.00 | 4,992,309.50 | 3.914 | | | 48,178.48 |
| 34655 | 01/24/06 | 3.8750 | FHLB-GILFD | 12/01/06 | 5,000,000.00 | 4,994,959.31 | 4.721 | | | 43,290.08 |
| 33774 | 01/15/04 | 2.3100 | FHLB-FTB | 12/22/06 | 5,000,000.00 | 4,982,623.85 | 2.469 | | 28,875.00 | 30,333.82 |
| 34630 | 01/05/06 | 3.8000 | FHLB-GILFD | 12/22/06 | 5,000,000.00 | 4,969,011.11 | 4.669 | | | 54,662.68 |
| 33539 | 07/09/03 | 2.0000 | FHLB-BOCM | 01/09/07 | 5,000,000.00 | 5,000,000.00 | 2.028 | | 50,000.00 | 25,000.00 |
| 33770 | 01/16/04 | 2.0000 | FHLB-FTB | 01/09/07 | 5,000,000.00 | 4,929,600.00 | 2.535 | | 50,000.00 | 30,818.18 |
| 34684 | 02/16/06 | 3.4500 | FHLB-BA | 01/10/07 | 4,200,000.00 | 4,160,226.00 | 5.063 | | | 25,391.82 |
| 34275 | 04/19/05 | 2.1250 | FHLB-FTB | 01/16/07 | 4,000,000.00 | 3,891,880.00 | 3.806 | | 42,500.00 | 36,525.98 |
| 34564 | 11/15/05 | 4.0000 | FHLB-CSFB | 01/23/07 | 5,000,000.00 | 4,959,100.00 | 4.767 | | 37,777.78 | 58,481.57 |

1

CITY OF SAN JOSE
TREASURY DIVISION

(EIS / ERNEIS)

EARNED INCOME SUMMARY

01/01/06 THROUGH 03/31/06

SORT KEYS ARE FUND ICC# MATD

FUND: 1 INVESTMENT FUNDS

PAGE: 3

RUN: 04/24/06 09:37:23

| INV NO. | PURCHASE DATE | COUPON RATE | DESCRIPTION | TICKER / MATURITY DATE | SHARES / SCHEDULED PAR VALUE | SCHEDULED ORIG. COST | YIELD/ 365 | DATE SOLD/MAT | INCOME RECEIVED THIS PER | TOTAL/NET EARNINGS |
|---------|---------------|-------------|---------------|------------------------|------------------------------|----------------------|------------|---------------|--------------------------|--------------------|
| 34654 | 01/24/06 | 4.6250 | FHLB-GILFD | 01/23/07 | 10,000,000.00 | 9,995,034.72 | 4.754 | | | 87,226.80 |
| 33775 | 01/16/04 | 2.6500 | FHLB-FTB | 02/06/07 | 5,000,000.00 | 5,022,750.00 | 2.527 | | 66,250.00 | 31,291.96 |
| 33824 | 02/20/04 | 2.8750 | FHLB-WF | 02/15/07 | 2,550,000.00 | 2,579,019.00 | 2.506 | | 36,656.25 | 15,934.26 |
| 34233 | 03/24/05 | 3.3750 | FHLB-GILFD | 02/15/07 | 4,420,000.00 | 4,363,930.97 | 4.143 | | 74,587.50 | 44,575.44 |
| 34251 | 04/06/05 | 4.8750 | FHLB-UBC | 02/15/07 | 5,340,000.00 | 5,426,561.40 | 4.008 | | 130,162.50 | 53,624.59 |
| 34263 | 04/13/05 | 3.3750 | FHLB-GILFD | 02/15/07 | 2,000,000.00 | 1,980,129.40 | 4.000 | | 33,750.00 | 19,532.29 |
| 34323 | 05/10/05 | 3.3750 | FHLB-UBC | 02/15/07 | 3,000,000.00 | 2,972,730.00 | 3.972 | | 50,625.00 | 29,111.73 |
| 34567 | 11/15/05 | 5.3750 | FHLB-UBC | 02/15/07 | 5,000,000.00 | 5,040,650.00 | 4.730 | | 67,187.50 | 59,182.02 |
| 34631 | 01/05/06 | 2.8750 | FHLB-GILFD | 02/15/07 | 4,000,000.00 | 3,925,080.00 | 4.661 | | 12,777.78 | 43,341.97 |
| 34689 | 02/23/06 | 4.8000 | FHLB-BA | 02/15/07 | 1,830,000.00 | 1,827,560.00 | 5.169 | | | 9,575.46 |
| 34707 | 03/08/06 | 3.3750 | FHLB-BA | 02/23/07 | 570,000.00 | 561,852.56 | 4.978 | | | 1,839.22 |
| 34711 | 03/14/06 | 3.3750 | FHLB-BA | 02/23/07 | 220,000.00 | 217,067.13 | 4.911 | | | 525.74 |
| 34691 | 02/27/06 | 4.8750 | FHLB-BA | 02/27/07 | 17,255,000.00 | 17,238,090.10 | 5.196 | | | 80,973.74 |
| 34706 | 03/07/06 | 4.8750 | FHLB-BA | 02/27/07 | 3,430,000.00 | 3,428,676.59 | 4.925 | | | 11,565.44 |
| 33827 | 02/27/04 | 2.8350 | FHLB-BOCM | 02/28/07 | 5,540,000.00 | 5,548,226.60 | 2.756 | | 78,529.50 | 37,769.41 |
| 34699 | 03/02/06 | 4.8750 | FHLB-MISCH | 03/01/07 | 5,000,000.00 | 4,995,272.88 | 4.891 | | | 20,080.82 |
| 34696 | 03/02/06 | 5.0000 | FHLB-CALL-WF | 03/02/07 | 5,000,000.00 | 5,000,000.00 | 4.900 | | | 20,138.89 |
| 33838 | 03/11/04 | 2.4000 | FHLB-GILFD | 03/16/07 | 1,390,000.00 | 1,399,235.52 | 2.198 | | 16,680.00 | 7,584.37 |
| 34050 | 11/03/04 | 2.4500 | FHLB-GILFD | 03/23/07 | 5,385,000.00 | 5,323,251.81 | 2.999 | | 65,966.25 | 39,370.87 |
| 34272 | 04/19/05 | 2.4500 | FHLB-MISCH | 03/23/07 | 5,000,000.00 | 4,878,300.00 | 3.841 | | 61,250.00 | 46,205.37 |
| 34278 | 04/20/05 | 2.4500 | FHLB-MISCH | 03/23/07 | 5,000,000.00 | 4,873,850.00 | 3.894 | | 61,250.00 | 46,798.08 |
| 34305 | 05/02/05 | 2.2150 | FHLB-GILFD | 04/16/07 | 3,925,000.00 | 3,800,333.76 | 3.996 | | 43,469.38 | 37,448.92 |
| 34324 | 05/10/05 | 2.7800 | FHLB-MISCH | 04/16/07 | 5,000,000.00 | 4,893,418.36 | 4.006 | | | 48,336.89 |
| 34701 | 03/03/06 | 4.2500 | FHLB-WF | 04/16/07 | 5,000,000.00 | 5,047,341.67 | 4.850 | | | 19,449.05 |
| 34730 | 03/30/06 | 4.2500 | FHLB-GILFD | 04/16/07 | 5,000,000.00 | 5,061,079.17 | 2.948 | | | 817.51 |
| 34247 | 04/04/05 | 2.4200 | FHLB-MISCH | 04/23/07 | 2,000,000.00 | 1,938,480.00 | 4.078 | | | 19,492.26 |
| 34728 | 03/28/06 | 4.5000 | FHLB-CITIG | 05/11/07 | 5,000,000.00 | 5,061,625.00 | 3.914 | | | 2,170.84 |
| 33788 | 01/22/04 | 2.6250 | FHLB-MISCH | 05/15/07 | 5,000,000.00 | 4,994,650.00 | 2.697 | | | 33,210.77 |
| 33896 | 05/13/04 | 3.1250 | FHLB-UBC | 05/15/07 | 5,000,000.00 | 4,943,070.30 | 3.588 | | | 43,733.13 |
| 34124 | 01/07/05 | 3.5000 | FHLB-WF | 05/15/07 | 3,790,000.00 | 3,791,497.05 | 3.530 | | | 33,005.47 |
| 34248 | 04/04/05 | 4.8750 | FHLB-WF | 05/15/07 | 2,080,000.00 | 2,116,664.16 | 4.037 | | | 21,070.14 |
| 34304 | 05/02/05 | 3.5000 | FHLB-JPM | 05/15/07 | 5,000,000.00 | 4,960,400.00 | 3.969 | | | 48,546.77 |
| 34619 | 12/29/05 | 3.2500 | FHLB-CITIG | 05/17/07 | 3,525,000.00 | 3,471,355.38 | 4.744 | | | 40,606.74 |
| 34350 | 06/02/05 | 3.8750 | FHLB-GILFD | 06/08/07 | 5,000,000.00 | 5,012,968.50 | 3.790 | | | 46,851.68 |
| 34382 | 06/23/05 | 3.8750 | FHLB-ZFNB | 06/08/07 | 10,000,000.00 | 10,005,400.00 | 3.899 | | | 96,195.28 |
| 33840 | 03/12/04 | 2.4000 | FHLB-MISCH | 06/19/07 | 2,500,000.00 | 2,510,536.14 | 2.295 | | | 14,205.82 |
| 34597 | 12/27/05 | 5.0000 | FHLB-CALL-JPM | 06/27/07 | 5,000,000.00 | 5,000,000.00 | 5.069 | 01/27/06 | 20,833.33 | 18,055.55 |
| 33778 | 01/20/04 | 2.9700 | FHLB-MISCH | 08/06/07 | 5,000,000.00 | 5,034,150.00 | 2.799 | | 74,250.00 | 34,749.81 |
| 33651 | 10/15/03 | 3.7500 | FHLB-WF | 08/15/07 | 5,000,000.00 | 5,107,300.00 | 3.174 | | 93,750.00 | 39,977.14 |
| 33670 | 11/04/03 | 3.1250 | FHLB-WF | 08/15/07 | 5,000,000.00 | 4,977,700.00 | 3.301 | | 78,125.00 | 40,516.85 |
| 33694 | 11/20/03 | 3.1250 | FHLB-BOCM | 08/15/07 | 5,850,000.00 | 5,862,694.50 | 3.104 | | 91,406.25 | 44,865.51 |
| 33700 | 11/21/03 | 3.1250 | FHLB-WF | 08/15/07 | 5,000,000.00 | 5,002,450.00 | 3.154 | | 78,125.00 | 38,900.72 |
| 33776 | 01/16/04 | 3.1250 | FHLB-WF | 08/15/07 | 1,500,000.00 | 1,518,975.00 | 2.780 | | 23,437.50 | 10,412.13 |
| 34581 | 11/29/05 | 4.2500 | FHLB-GILFD | 08/15/07 | 5,000,000.00 | 4,966,400.00 | 4.705 | | 44,861.11 | 57,971.16 |

1

CITY OF SAN JOSE
TREASURY DIVISION

(EIS / ERNEIS)

EARNED INCOME SUMMARY

01/01/06 THROUGH 03/31/06

SORT KEYS ARE FUND ICC# MATD

FUND: 1 INVESTMENT FUNDS

PAGE: 4

RUN: 04/24/06 09:37:23

| INV NO. | PURCHASE DATE | COUPON RATE | DESCRIPTION | TICKER / MATURITY DATE | SHARES / SCHEDULED PAR VALUE | SCHEDULED ORIG. COST | YIELD/ 365 | DATE SOLD/MAT | INCOME RECEIVED THIS PER | TOTAL/NET EARNINGS |
|---|---------------|-------------|-----------------|------------------------|------------------------------|----------------------|------------|---------------|--------------------------|--------------------|
| 34580 | 11/29/05 | 4.2500 | FHLB-GILFD | 09/14/07 | 10,000,000.00 | 9,928,890.00 | 4.688 | | 123,958.34 | 116,035.78 |
| 33696 | 12/17/03 | 3.2500 | FHLB-WF | 09/17/07 | 5,000,000.00 | 5,000,000.00 | 3.295 | | | 40,625.00 |
| 34579 | 11/29/05 | 2.7700 | FHLB-UBC | 10/15/07 | 5,000,000.00 | 4,848,277.78 | 4.750 | | | 56,783.40 |
| 33695 | 11/20/03 | 3.5000 | FHLB-CITIG | 11/15/07 | 5,000,000.00 | 5,063,200.00 | 3.191 | | | 39,843.41 |
| 34153 | 01/21/05 | 3.5000 | FHLB-JPM | 11/15/07 | 10,000,000.00 | 9,983,164.79 | 3.614 | | | 88,973.90 |
| 33819 | 03/18/04 | 3.3000 | FHLB-CALL-WF | 12/18/07 | 5,000,000.00 | 5,000,000.00 | 3.346 | | 82,500.00 | 41,250.00 |
| 33841 | 03/29/04 | 2.7500 | FHLB-WF | 12/28/07 | 2,000,000.00 | 2,000,000.00 | 2.788 | | | 13,750.00 |
| 33854 | 03/29/04 | 3.0000 | FHLB-CALL-WF | 12/28/07 | 5,000,000.00 | 5,000,000.00 | 3.042 | | 75,000.00 | 37,500.00 |
| 34127 | 01/14/05 | 4.0000 | FHLB-CALL-JPM | 01/14/08 | 5,000,000.00 | 5,000,000.00 | 4.056 | | 100,000.00 | 50,000.00 |
| 34180 | 02/02/05 | 4.0000 | FHLB-CALL-JPM | 01/28/08 | 5,000,000.00 | 4,997,550.00 | 4.074 | | 100,000.00 | 50,202.29 |
| 33789 | 01/22/04 | 2.6250 | FHLB-GILFD | 05/15/08 | 5,000,000.00 | 4,902,886.35 | 3.173 | | | 38,361.85 |
| 33790 | 01/22/04 | 2.6250 | FHLB-WF | 05/15/08 | 1,000,000.00 | 980,339.00 | 3.180 | | | 7,685.99 |
| 33549 | 07/22/03 | 3.1000 | FHLB-CALL-WF | 07/22/08 | 15,000,000.00 | 15,000,000.00 | 3.143 | | 232,500.00 | 116,250.00 |
| 33564 | 07/23/03 | 3.2000 | FHLB-CALL-WF | 07/23/08 | 10,000,000.00 | 10,000,000.00 | 3.244 | | 160,000.00 | 80,000.00 |
| 33894 | 05/10/04 | 3.7500 | FHLB-GILFD | 08/15/08 | 5,000,000.00 | 4,916,389.56 | 4.265 | | 93,750.00 | 51,704.87 |
| 33801 | 01/29/04 | 3.6250 | FHLB-CSFB | 11/14/08 | 5,200,000.00 | 5,215,184.00 | 3.604 | | | 46,344.56 |
| 33675 | 11/28/03 | 4.1000 | FHLB-CALL-FTB | 11/28/08 | 5,000,000.00 | 5,000,000.00 | 4.157 | | | 51,250.00 |
| 33717 | 12/16/03 | 4.0000 | FHLB-CALL-CITIG | 12/16/08 | 5,000,000.00 | 5,000,000.00 | 4.056 | | | 50,000.00 |
| 34207 | 02/25/05 | 3.8750 | FHLB-WF | 02/13/09 | 5,000,000.00 | 4,963,550.00 | 4.143 | | 96,875.00 | 50,701.47 |
| 33796 | 02/27/04 | 4.0000 | FHLB-CALL-CITIG | 02/27/09 | 5,000,000.00 | 5,000,000.00 | 4.056 | | 100,000.00 | 50,000.00 |
| 33987 | 09/10/04 | 4.0000 | FHLB-CALL-MISCH | 02/27/09 | 5,000,000.00 | 4,989,050.00 | 4.114 | | | 50,604.23 |
| 33865 | 04/30/04 | 4.1250 | FHLB-CALL-WF | 04/30/09 | 3,005,000.00 | 3,005,000.00 | 4.182 | | | 30,989.06 |
| 33866 | 04/30/04 | 4.1500 | FHLB-CALL-WF | 04/30/09 | 2,000,000.00 | 2,000,000.00 | 4.208 | | | 20,750.00 |
| SUBTOTAL (ICC#) 22 FEDERAL HOME LOA 53.28%(C) | | | | 373 DAYS | 601,340,000.00 | 599,369,222.79 | 3.620 | | 5,118,998.98 | 5,314,471.83 |
| 33637 | 09/16/03 | 2.4100 | FNMA-UBC | 03/17/06 | 5,000,000.00 | 5,032,970.10 | 2.198 | MATURED | 27,279.90 | 22,730.50 |
| 33870 | 04/15/04 | 2.1250 | FNMA-BOCM | 04/15/06 | 5,000,000.00 | 4,989,700.00 | 2.262 | | | 27,832.37 |
| 33663 | 10/28/03 | 2.7500 | FNMA-WF | 10/24/06 | 5,000,000.00 | 5,000,000.00 | 2.788 | | | 34,375.00 |
| 33859 | 03/30/04 | 2.5000 | FNMA-MISCH | 11/28/06 | 2,965,000.00 | 2,995,266.68 | 2.130 | | | 15,731.66 |
| 33847 | 03/18/04 | 2.2500 | FNMA-GILFD | 12/12/06 | 5,000,000.00 | 5,021,405.20 | 2.116 | | | 26,196.60 |
| 33711 | 12/15/03 | 3.0700 | FNMA-CALL-CITIG | 12/15/06 | 5,000,000.00 | 5,000,000.00 | 3.113 | | | 38,375.00 |
| 33715 | 12/15/03 | 3.0700 | FNMA-CALL-UBC | 12/15/06 | 5,000,000.00 | 5,000,000.00 | 3.113 | | | 38,375.00 |
| 33772 | 01/16/04 | 2.4500 | FNMA-UBS | 12/19/06 | 5,000,000.00 | 4,999,100.00 | 2.491 | | | 30,700.84 |
| 33767 | 01/15/04 | 2.1000 | FNMA-GILFD | 12/26/06 | 5,000,000.00 | 4,954,150.00 | 2.463 | | | 30,085.04 |
| 33849 | 03/22/04 | 2.1250 | FNMA-UBC | 12/29/06 | 650,000.00 | 650,266.50 | 2.139 | | | 3,429.42 |
| 33677 | 11/10/03 | 3.2000 | FNMA-UBC | 01/24/07 | 5,000,000.00 | 5,000,000.00 | 3.244 | | 80,000.00 | 40,000.00 |
| 34002 | 09/28/04 | 3.3750 | FNMA-GILFD | 09/07/07 | 5,000,000.00 | 4,996,875.00 | 3.445 | | 84,375.00 | 42,449.37 |
| 33785 | 01/22/04 | 2.6200 | FNMA-UBS | 01/02/08 | 5,000,000.00 | 4,929,750.00 | 3.055 | | 65,500.00 | 37,137.58 |
| 33665 | 10/29/03 | 3.2500 | FNMA-WF | 03/17/08 | 5,500,000.00 | 5,469,640.00 | 3.440 | | 89,375.00 | 46,394.19 |
| 33786 | 01/22/04 | 3.2500 | FNMA-GILFD | 03/17/08 | 5,000,000.00 | 5,032,377.11 | 3.119 | | 81,250.00 | 38,702.88 |
| 33545 | 06/30/03 | 2.7500 | FNMA-UBC | 06/30/08 | 15,000,000.00 | 15,000,000.00 | 2.788 | | | 103,125.00 |
| 33797 | 01/29/04 | 3.2500 | FNMA-BOCM | 08/15/08 | 5,000,000.00 | 5,019,150.00 | 3.199 | | 81,250.00 | 39,586.74 |
| 33798 | 01/29/04 | 3.3750 | FNMA-MISCH | 12/15/08 | 5,000,000.00 | 5,018,400.00 | 3.334 | | | 41,258.21 |

1

CITY OF SAN JOSE
TREASURY DIVISION

(EIS / ERNEIS)

EARNED INCOME SUMMARY

01/01/06 THROUGH 03/31/06

PAGE: 5

SORT KEYS ARE FUND ICC# MATD

RUN: 04/24/06 09:37:23

FUND: 1 INVESTMENT FUNDS

| INV NO. | PURCHASE DATE | COUPON RATE | DESCRIPTION | TICKER / MATURITY DATE | SHARES / SCHEDULED PAR VALUE | SCHEDULED ORIG. COST | YIELD/ 365 | DATE SOLD/MAT | INCOME RECEIVED THIS PER | TOTAL/NET EARNINGS |
|-------------------------------------|---------------|-------------|-----------------|------------------------|------------------------------|----------------------|----------------|---------------|--------------------------|--------------------|
| 33800 | 01/29/04 | 3.3750 | FNMA-CITIG | 12/15/08 | 5,000,000.00 | 4,955,900.00 | 3.635 | | | 44,414.78 |
| 33877 | 04/29/04 | 4.0000 | FNMA-WF | 04/29/09 | 5,000,000.00 | 5,000,000.00 | 4.056 | | | 50,000.00 |
| 33983 | 09/30/04 | 4.5000 | FNMA-CALL-GILFD | 09/30/09 | 4,795,000.00 | 4,794,250.78 | 4.566 | | 107,887.50 | 53,980.68 |
| SUBTOTAL (ICC#) 23 FEDERAL NAT MORT | | | | 9.23%(C) | 593 DAYS | 103,910,000.00 | 103,826,231.27 | 3.022 | 616,917.40 | 804,880.86 |
| 33880 | 04/20/04 | 1.7000 | FFCB-MISCH | 04/05/06 | 5,000,000.00 | 4,946,922.25 | 2.290 | | | 27,931.11 |
| 33881 | 04/20/04 | 2.0000 | FFCB-GILFD | 04/19/06 | 6,635,000.00 | 6,603,807.17 | 2.274 | | | 37,025.97 |
| 32683 | 06/20/01 | 5.5000 | FFCB-CSFB | 06/15/06 | 5,000,000.00 | 5,021,270.00 | 5.468 | | | 67,698.76 |
| 34138 | 01/12/05 | 2.3750 | FFCB-UBC | 10/02/06 | 5,000,000.00 | 4,923,556.15 | 3.348 | | | 40,642.83 |
| 34035 | 10/21/04 | 2.6250 | FFCB-GILFD | 10/20/06 | 5,000,000.00 | 4,992,657.34 | 2.739 | | | 33,719.00 |
| 34712 | 03/15/06 | 2.7000 | FFCB-CITIG | 11/24/06 | 5,000,000.00 | 4,964,025.00 | 4.842 | | | 11,193.70 |
| 33730 | 12/11/03 | 2.9000 | FFCB-MISCH | 12/11/06 | 5,000,000.00 | 5,018,700.00 | 2.805 | | | 34,714.42 |
| 33782 | 01/21/04 | 2.7500 | FFCB-WF | 12/18/06 | 4,315,000.00 | 4,354,698.00 | 2.449 | | | 26,301.39 |
| 34151 | 01/21/05 | 3.3750 | FFCB-GILFD | 01/05/07 | 5,000,000.00 | 5,002,525.00 | 3.394 | | 84,375.00 | 41,869.22 |
| 33851 | 03/23/04 | 2.2500 | FFCB-UBC | 01/16/07 | 1,550,000.00 | 1,558,416.50 | 2.077 | | 17,437.50 | 7,982.61 |
| 34566 | 11/15/05 | 3.8000 | FFCB-UBC | 03/22/07 | 2,000,000.00 | 1,975,560.00 | 4.794 | | 26,811.11 | 23,470.73 |
| 34277 | 04/20/05 | 4.0000 | FFCB-MISCH | 03/28/07 | 5,000,000.00 | 5,018,750.00 | 3.848 | | 100,000.00 | 47,613.16 |
| 34322 | 05/10/05 | 4.0000 | FFCB-GILFD | 03/28/07 | 5,000,000.00 | 5,010,164.50 | 3.940 | | 100,000.00 | 48,668.41 |
| 34565 | 11/15/05 | 4.0000 | FFCB-UBC | 03/28/07 | 2,030,000.00 | 2,010,207.50 | 4.793 | | 29,998.89 | 23,876.96 |
| 34279 | 04/20/05 | 3.9000 | FFCB-GILFD | 04/13/07 | 5,000,000.00 | 5,007,147.50 | 3.876 | | | 47,860.27 |
| 34281 | 04/26/05 | 3.7500 | FFCB-WF | 04/26/07 | 5,000,000.00 | 4,989,500.00 | 3.915 | | | 48,169.52 |
| 34157 | 01/21/05 | 2.7000 | FFCB-WF | 09/04/07 | 2,500,000.00 | 2,452,325.00 | 3.533 | | 33,750.00 | 21,363.23 |
| 33853 | 03/26/04 | 2.6250 | FFCB-CSFB | 09/17/07 | 5,000,000.00 | 5,042,550.00 | 2.396 | | 65,625.00 | 29,797.14 |
| 33773 | 02/09/04 | 3.0000 | FFCB-WF | 11/09/07 | 5,000,000.00 | 5,000,000.00 | 3.042 | | 75,000.00 | 37,500.00 |
| 33787 | 01/22/04 | 3.1000 | FFCB-MISCH | 12/18/07 | 5,000,000.00 | 5,026,800.00 | 2.990 | | | 37,058.56 |
| 33856 | 03/29/04 | 3.2400 | FFCB-CALL-GILFD | 03/17/08 | 3,000,000.00 | 2,999,062.50 | 3.294 | | 48,600.00 | 24,358.23 |
| 34126 | 01/10/05 | 4.1500 | FFCB-CALL-WF | 11/30/09 | 2,150,000.00 | 2,143,953.13 | 4.277 | | | 22,611.13 |
| SUBTOTAL (ICC#) 27 FEDERAL FARM CRE | | | | 8.36%(C) | 339 DAYS | 94,180,000.00 | 94,062,597.54 | 3.339 | 581,597.50 | 741,426.35 |
| 32666 | 06/12/01 | 5.9000 | FHLMC-FTB | 02/14/06 | 9,275,000.00 | 9,453,865.03 | 5.331 | MATURED | 94,747.47 | 60,755.23 |
| 33503 | 06/04/03 | 2.2500 | FHLMC-WF | 12/04/06 | 10,000,000.00 | 10,000,000.00 | 2.281 | | | 56,250.00 |
| 34703 | 03/06/06 | 2.3750 | FHLMC-BA | 02/15/07 | 5,000,000.00 | 4,885,477.08 | 4.992 | | | 17,372.83 |
| 34708 | 03/09/06 | 4.8750 | FHLMC-BA | 03/15/07 | 2,125,000.00 | 2,121,515.00 | 4.867 | | 1,726.57 | 6,546.79 |
| 34720 | 03/21/06 | 4.8750 | FHLMC-CITIG | 03/15/07 | 10,000,000.00 | 9,992,225.00 | 4.659 | | | 14,028.86 |
| 34722 | 03/21/06 | 4.8750 | FHLMC-BA | 03/15/07 | 560,000.00 | 559,419.00 | 4.686 | | | 790.07 |
| 34725 | 03/27/06 | 3.7500 | FHLMC-BA | 03/15/07 | 5,000,000.00 | 4,947,450.00 | 4.303 | | | 2,916.19 |
| 34731 | 03/30/06 | 3.7500 | FHLMC-GILFD | 03/15/07 | 5,000,000.00 | 4,945,012.50 | 3.247 | | | 879.69 |
| 34732 | 03/30/06 | 2.7000 | FHLMC-CS | 03/16/07 | 5,000,000.00 | 4,894,050.00 | 3.761 | | | 1,008.62 |
| 34721 | 03/21/06 | 4.1250 | FHLMC-CITIG | 04/02/07 | 5,000,000.00 | 4,966,258.33 | 4.709 | | | 7,048.00 |
| 34733 | 03/30/06 | 4.1250 | FHLMC-CITIG | 04/02/07 | 3,184,000.00 | 3,163,217.77 | 3.088 | | | 535.28 |
| 34715 | 03/17/06 | 3.0000 | FHLMC-GILFD | 04/27/07 | 3,000,000.00 | 2,970,710.00 | 4.812 | | | 5,875.25 |
| 33517 | 06/11/03 | 2.4000 | FHLMC-UBC | 06/11/07 | 5,000,000.00 | 5,000,000.00 | 2.433 | | | 30,000.00 |

1

CITY OF SAN JOSE
TREASURY DIVISION

(EIS / ERNEIS)

EARNED INCOME SUMMARY

01/01/06 THROUGH 03/31/06

SORT KEYS ARE FUND ICC# MATD

FUND: 1 INVESTMENT FUNDS

PAGE: 6

RUN: 04/24/06 09:37:23

| INV NO. | PURCHASE DATE | COUPON RATE | DESCRIPTION | TICKER / MATURITY DATE | SHARES / SCHEDULED PAR VALUE | SCHEDULED ORIG. COST | YIELD/ 365 | DATE SOLD/MAT | INCOME RECEIVED THIS PER | TOTAL/NET EARNINGS |
|--------------------|---------------|-------------|------------------|------------------------|------------------------------|----------------------|------------|---------------|--------------------------|--------------------|
| 33508 | 05/30/03 | 2.6500 | FHLMC-CALL-WF | 05/30/08 | 5,000,000.00 | 5,000,000.00 | 2.687 | | | 33,125.00 |
| SUBTOTAL (ICC#) 30 | | | FED HOME LOAN MO | 5.64%(C) 377 DAYS | 63,869,000.00 | 63,445,334.68 | 3.256 | | 96,474.04 | 237,131.81 |
| 33768 | 01/15/04 | 2.3100 | FHLB-WF | 12/22/06 | 5,000,000.00 | 4,983,030.00 | 2.466 | | 28,875.00 | 30,299.72 |
| SUBTOTAL (ICC#) 32 | | | FHLB-QUARTERLY | .44%(C) 266 DAYS | 5,000,000.00 | 4,983,030.00 | 2.466 | | 28,875.00 | 30,299.72 |
| 34203 | 02/23/05 | 3.1600 | FFCB-DISC-BA | 02/15/06 | 1,081,000.00 | 1,047,125.06 | 3.308 | MATURED | 33,874.94 | 4,269.95 |
| 34363 | 06/14/05 | 3.4600 | FFCB-DISC-UBS | 03/01/06 | 2,480,000.00 | 2,418,027.56 | 3.598 | MATURED | 61,972.44 | 14,062.98 |
| 34563 | 11/14/05 | 4.2500 | FFCB-DISC-UBS | 05/26/06 | 7,625,000.00 | 7,451,266.49 | 4.409 | | | 81,015.63 |
| 34349 | 06/02/05 | 3.4100 | FFCB-DISC-CSFB | 06/01/06 | 5,148,000.00 | 4,970,502.68 | 3.581 | | | 43,886.70 |
| 34507 | 10/03/05 | 4.0300 | FFCB-DISC-BA | 07/17/06 | 760,000.00 | 735,582.68 | 4.222 | | | 7,657.00 |
| 34638 | 01/09/06 | 4.4200 | FFCB-DISC-BA | 07/17/06 | 288,000.00 | 281,316.96 | 4.588 | | | 2,899.52 |
| 34667 | 01/30/06 | 4.5000 | FFCB-DISC-BA | 08/17/06 | 950,000.00 | 926,368.75 | 4.679 | | | 7,243.75 |
| 34591 | 12/05/05 | 4.4000 | FFCB-DISC-BA | 08/29/06 | 6,888,000.00 | 6,663,221.60 | 4.612 | | | 75,768.00 |
| SUBTOTAL (ICC#) 42 | | | FFCB DISCOUNT NO | 1.87%(C) 93 DAYS | 21,659,000.00 | 21,028,259.16 | 4.210 | | 95,847.38 | 236,803.53 |
| 34152 | 01/21/05 | 2.9600 | FHLB-DISC-BA | 01/04/06 | 10,000,000.00 | 9,713,866.67 | 3.090 | MATURED | 286,133.33 | 2,466.67 |
| 34625 | 01/04/06 | 4.1300 | FHLB-DISC-CITIG | 01/09/06 | 5,000,000.00 | 4,997,131.94 | 4.190 | MATURED | 2,868.06 | 2,868.06 |
| 34144 | 01/19/05 | 2.9500 | FHLB-DISC-BA | 01/10/06 | 1,170,000.00 | 1,135,868.50 | 3.081 | MATURED | 34,131.50 | 862.87 |
| 34626 | 01/04/06 | 4.1300 | FHLB-DISC-CITIG | 01/17/06 | 4,000,000.00 | 3,994,034.44 | 4.194 | MATURED | 5,965.56 | 5,965.56 |
| 34175 | 01/28/05 | 2.9800 | FHLB-DISC-ZFNB | 01/20/06 | 842,000.00 | 817,117.50 | 3.113 | MATURED | 24,882.50 | 1,324.28 |
| 34649 | 01/19/06 | 4.1600 | FHLB-DISC-CS | 01/20/06 | 11,775,000.00 | 11,773,639.33 | 4.218 | MATURED | 1,360.67 | 1,360.67 |
| 34652 | 01/23/06 | 4.1200 | FHLB-DISC-CITIG | 01/24/06 | 26,181,000.00 | 26,178,003.73 | 4.178 | MATURED | 2,996.27 | 2,996.27 |
| 34181 | 02/08/05 | 3.0400 | FHLB-DISC-WF | 01/27/06 | 108,000.00 | 104,780.64 | 3.177 | MATURED | 3,219.36 | 237.12 |
| 34610 | 12/19/05 | 4.1300 | FHLB-DISC-CITIG | 01/30/06 | 28,600,000.00 | 28,462,195.67 | 4.208 | MATURED | 137,804.33 | 95,150.61 |
| 34668 | 01/31/06 | 4.3400 | FHLB-DISC-UBS | 02/01/06 | 9,667,000.00 | 9,665,834.59 | 4.401 | MATURED | 1,165.41 | 1,165.41 |
| 34660 | 01/24/06 | 4.2300 | FHLB-DISC-CITIG | 02/28/06 | 25,000,000.00 | 24,897,187.50 | 4.306 | MATURED | 102,812.50 | 102,812.50 |
| 34693 | 02/28/06 | 4.3300 | FHLB-DISC-CS | 03/01/06 | 15,183,000.00 | 15,181,173.82 | 4.391 | MATURED | 1,826.18 | 1,826.18 |
| 34694 | 02/28/06 | 4.3000 | FHLB-DISC-CITIG | 03/01/06 | 14,709,000.00 | 14,707,243.09 | 4.360 | MATURED | 1,756.91 | 1,756.91 |
| 34677 | 02/10/06 | 4.3900 | FHLB-DISC-UBS | 03/03/06 | 6,375,000.00 | 6,358,674.69 | 4.462 | MATURED | 16,325.31 | 16,325.31 |
| 34700 | 03/02/06 | 4.3800 | FHLB-DISC-UBS | 03/03/06 | 19,553,000.00 | 19,550,621.05 | 4.441 | MATURED | 2,378.95 | 2,378.95 |
| 34718 | 03/20/06 | 4.3700 | FHLB-DISC-BA | 03/21/06 | 9,290,000.00 | 9,288,872.30 | 4.431 | MATURED | 1,127.70 | 1,127.70 |
| 34253 | 04/08/05 | 3.4600 | FHLB-DISC-BA | 03/27/06 | 2,816,000.00 | 2,720,460.94 | 3.631 | MATURED | 95,539.06 | 23,005.16 |
| 34729 | 03/29/06 | 4.5800 | FHLB-DISC-UBS | 03/30/06 | 15,228,000.00 | 15,226,062.66 | 4.644 | MATURED | 1,937.34 | 1,937.34 |
| 34252 | 04/07/05 | 3.4400 | FHLB-DISC-BA | 03/31/06 | 1,149,000.00 | 1,109,693.99 | 3.611 | MATURED | 39,306.01 | 9,771.61 |
| 34258 | 04/11/05 | 3.4900 | FHLB-DISC-BA | 03/31/06 | 5,000,000.00 | 4,828,408.33 | 3.664 | MATURED | 171,591.67 | 43,140.28 |
| 34740 | 03/31/06 | 4.3700 | FHLB-DISC-CITIG | 04/03/06 | 6,040,000.00 | 6,037,800.43 | 4.432 | | | 733.19 |
| 34671 | 02/02/06 | 4.4350 | FHLB-DISC-UBS | 04/05/06 | 9,930,000.00 | 9,854,154.11 | 4.531 | | | 70,952.61 |
| 34737 | 03/30/06 | 4.5700 | FHLB-DISC-WF | 04/06/06 | 8,139,000.00 | 8,131,767.59 | 4.638 | | | 2,066.40 |
| 34306 | 05/02/05 | 3.4000 | FHLB-DISC-BA | 04/24/06 | 2,663,000.00 | 2,573,212.52 | 3.568 | | | 22,635.50 |
| 34688 | 02/22/06 | 4.5500 | FHLB-DISC-BA | 05/24/06 | 1,053,000.00 | 1,040,889.04 | 4.667 | | | 5,057.32 |

1

CITY OF SAN JOSE
TREASURY DIVISION

(EIS / ERNEIS)

EARNED INCOME SUMMARY

01/01/06 THROUGH 03/31/06

SORT KEYS ARE FUND ICC# MATD

FUND: 1 INVESTMENT FUNDS

PAGE: 7

RUN: 04/24/06 09:37:23

| INV NO. | PURCHASE DATE | COUPON RATE | DESCRIPTION | TICKER / MATURITY DATE | SHARES / SCHEDULED PAR VALUE | SCHEDULED ORIG. COST | YIELD/ 365 | DATE SOLD/MAT | INCOME RECEIVED THIS PER | TOTAL/NET EARNINGS |
|--|---------------|-------------|--------------------------|------------------------|------------------------------|----------------------|------------|---------------|--------------------------|--------------------|
| 34357 | 06/08/05 | 3.4300 | FHLB-DISC-FTB | 06/02/06 | 816,000.00 | 788,088.95 | 3.601 | | | 6,997.20 |
| 34369 | 06/17/05 | 3.5400 | FHLB-DISC-CSFB | 06/09/06 | 417,000.00 | 402,361.22 | 3.720 | | | 3,690.45 |
| 34686 | 02/21/06 | 4.6900 | FHLB-DISC-CSFB | 09/01/06 | 684,000.00 | 666,890.88 | 4.877 | | | 3,475.29 |
| 34606 | 12/15/05 | 4.4500 | FHLB-DISC-BA | 12/01/06 | 500,000.00 | 478,306.25 | 4.716 | | | 5,562.50 |
| 34601 | 12/13/05 | 4.4700 | FHLB-DISC-WF | 12/07/06 | 5,000,000.00 | 4,777,120.83 | 4.744 | | | 55,875.00 |
| 34607 | 12/16/05 | 4.4400 | FHLB-DISC-WF | 12/08/06 | 790,000.00 | 755,216.30 | 4.709 | | | 8,769.00 |
| SUBTOTAL (ICC#) 43 FHLB DISCOUNT NO 3.16%(C) | | | 54 DAYS | 36,032,000.00 | 35,505,808.12 | 4.197 | | 935,128.62 | 504,293.92 | |
| 34709 | 03/09/06 | 4.7900 | FHLMC-DISC-UBS | 03/06/07 | 3,176,000.00 | 3,023,024.43 | 5.102 | | | 9,719.44 |
| 34738 | 03/30/06 | 4.8700 | FHLMC-DISC-UBS | 03/06/07 | 3,218,000.00 | 3,069,554.55 | 5.176 | | | 870.65 |
| SUBTOTAL (ICC#) 44 FHLMC DISCOUNT N .54%(C) | | | 339 DAYS | 6,394,000.00 | 6,092,578.98 | 5.108 | | .00 | 10,590.09 | |
| 34531 | 10/21/05 | 4.1550 | BA-JP MORGAN-JPM | 04/05/06 | 857,000.00 | 840,580.59 | 4.295 | | | 8,902.09 |
| 34604 | 12/14/05 | 4.4200 | BA-BANKAMERICA-BA | 06/05/06 | 2,234,803.00 | 2,187,334.54 | 4.579 | | | 24,694.58 |
| 34620 | 12/29/05 | 4.4400 | BA-BANKAMERICA-BA | 06/19/06 | 6,194,000.00 | 6,062,604.61 | 4.599 | | | 68,753.40 |
| 34629 | 01/05/06 | 4.4300 | BA-BANKAMERICA-BA | 06/20/06 | 5,000,000.00 | 4,897,863.89 | 4.585 | | | 52,913.89 |
| 34644 | 01/12/06 | 4.4500 | BA-BANKAMERICA-BA | 07/07/06 | 2,000,000.00 | 1,956,488.89 | 4.612 | | | 19,530.56 |
| SUBTOTAL (ICC#) 52 BA, DOMESTIC 1.42%(C) | | | 76 DAYS | 16,285,803.00 | 15,944,872.52 | 4.577 | | .00 | 174,794.52 | |
| 34605 | 12/15/05 | 4.2900 | NCD-WFB-WF | 01/10/06 | 25,000,000.00 | 25,000,000.00 | 4.350 | MATURED | 77,458.33 | 26,812.50 |
| 34639 | 01/10/06 | 4.4000 | NCD-WFB-WF | 02/27/06 | 25,000,000.00 | 25,000,000.00 | 4.461 | MATURED | 146,666.68 | 146,666.68 |
| 34739 | 03/30/06 | 4.7700 | NCD-WFB-WF | 04/13/06 | 10,000,000.00 | 10,000,000.00 | 4.836 | | | 2,650.00 |
| SUBTOTAL (ICC#) 71 NEGOTIABLE CERT .89%(C) | | | 13 DAYS | 10,000,000.00 | 10,000,000.00 | 4.449 | | 224,125.01 | 176,129.18 | |
| 34585 | 12/01/05 | 4.1900 | CP-DISC-UBS FIN DEL-BA | 01/03/06 | 9,957,000.00 | 9,918,756.82 | 4.265 | MATURED | 38,243.18 | 2,317.77 |
| 34622 | 01/03/06 | 4.2900 | CP-DISC-UBS AMERICAS-BA | 01/04/06 | 18,150,000.00 | 18,147,837.13 | 4.350 | MATURED | 2,162.87 | 2,162.87 |
| 34621 | 12/30/05 | 4.2800 | CP-DISC-UBS FIND DEL-UBS | 01/05/06 | 7,641,000.00 | 7,635,549.42 | 4.343 | MATURED | 5,450.58 | 3,633.72 |
| 34628 | 01/04/06 | 4.2500 | CP-DISC-UBS FIN DEL-BA | 01/05/06 | 12,636,000.00 | 12,634,508.25 | 4.310 | MATURED | 1,491.75 | 1,491.75 |
| 34640 | 01/10/06 | 4.2100 | CP-DISC-WFB-WF | 01/11/06 | 6,105,000.00 | 6,104,286.05 | 4.269 | MATURED | 713.95 | 713.95 |
| 34643 | 01/11/06 | 4.2300 | CP-DISC-UBS AMERICAS-BA | 01/12/06 | 4,222,000.00 | 4,221,503.92 | 4.289 | MATURED | 496.08 | 496.08 |
| 34646 | 01/12/06 | 4.2500 | CP-DISC-UBS AMERICAS-BA | 01/13/06 | 3,407,000.00 | 3,406,597.78 | 4.310 | MATURED | 402.22 | 402.22 |
| 34627 | 01/04/06 | 4.2500 | CP-DISC-UBS FIN DEL-BA | 01/18/06 | 10,000,000.00 | 9,983,472.22 | 4.316 | MATURED | 16,527.78 | 16,527.78 |
| 34647 | 01/18/06 | 4.2300 | CP-DISC-UBS AMERICAS-UBS | 01/19/06 | 17,044,000.00 | 17,041,997.33 | 4.289 | MATURED | 2,002.67 | 2,002.67 |
| 34650 | 01/23/06 | 4.2500 | CP-DISC-UBS AMERICAS-BA | 01/24/06 | 30,000,000.00 | 29,996,458.33 | 4.310 | MATURED | 3,541.67 | 3,541.67 |
| 34651 | 01/23/06 | 4.2300 | CP-DISC-FIRST DATA-JPM | 01/24/06 | 40,000,000.00 | 39,995,300.00 | 4.289 | MATURED | 4,700.00 | 4,700.00 |
| 34659 | 01/24/06 | 4.2600 | CP-DISC-UBS FIN DEL-UBS | 01/25/06 | 14,375,000.00 | 14,373,298.96 | 4.320 | MATURED | 1,701.04 | 1,701.04 |
| 34656 | 01/24/06 | 4.2500 | CP-DISC-UBS FIN DEL-BA | 01/26/06 | 6,700,000.00 | 6,698,418.06 | 4.310 | MATURED | 1,581.94 | 1,581.94 |
| 34634 | 01/06/06 | 4.2400 | CP-DISC-WFB-WF | 01/30/06 | 12,000,000.00 | 11,966,080.00 | 4.311 | MATURED | 33,920.00 | 33,920.00 |
| 34663 | 01/27/06 | 4.4300 | CP-DISC-FIRST DATA-CITIG | 02/01/06 | 5,781,000.00 | 5,777,443.08 | 4.494 | MATURED | 3,556.92 | 3,556.92 |
| 34666 | 01/30/06 | 4.4300 | CP-DISC-FIRST DATA-CITIG | 02/01/06 | 4,744,000.00 | 4,742,832.45 | 4.493 | MATURED | 1,167.55 | 1,167.55 |

1

CITY OF SAN JOSE
TREASURY DIVISION

(EIS / ERNEIS)

EARNED INCOME SUMMARY
01/01/06 THROUGH 03/31/06

PAGE: 8

SORT KEYS ARE FUND ICC# MATD

RUN: 04/24/06 09:37:23

FUND: 1 INVESTMENT FUNDS

| INV NO. | PURCHASE DATE | COUPON RATE | DESCRIPTION | TICKER / MATURITY DATE | SHARES / SCHEDULED PAR VALUE | SCHEDULED ORIG. COST | YIELD/ 365 | DATE SOLD/MAT | INCOME RECEIVED THIS PER | TOTAL/NET EARNINGS |
|--|---------------|-------------|--------------------------|------------------------|------------------------------|----------------------|------------|---------------|--------------------------|--------------------|
| 34669 | 02/01/06 | 4.4500 | CP-DISC-UBS FIN DEL-UBS | 02/02/06 | 9,981,000.00 | 9,979,766.24 | 4.512 | MATURED | 1,233.76 | 1,233.76 |
| 34657 | 01/24/06 | 4.2200 | CP-DISC-IBM-BA | 02/03/06 | 18,000,000.00 | 17,978,900.00 | 4.284 | MATURED | 21,100.00 | 21,100.00 |
| 34670 | 02/02/06 | 4.4800 | CP-DISC-UBS FIN DEL-BA | 02/03/06 | 6,000,000.00 | 5,999,253.33 | 4.543 | MATURED | 746.67 | 746.67 |
| 34672 | 02/03/06 | 4.4600 | CP-DISC-UBS FIN DEL-BA | 02/06/06 | 7,052,000.00 | 7,049,379.01 | 4.524 | MATURED | 2,620.99 | 2,620.99 |
| 34658 | 01/24/06 | 4.4000 | CP-DISC-UBS FIN DEL-JPM | 02/10/06 | 10,000,000.00 | 9,979,222.22 | 4.470 | MATURED | 20,777.78 | 20,777.78 |
| 34683 | 02/15/06 | 4.5300 | CP-DISC-UBS FIN DEL-BA | 02/16/06 | 13,869,000.00 | 13,867,254.82 | 4.593 | MATURED | 1,745.18 | 1,745.18 |
| 34685 | 02/16/06 | 4.4700 | CP-DISC-UBS FIN DEL-BA | 02/17/06 | 10,870,000.00 | 10,868,650.31 | 4.533 | MATURED | 1,349.69 | 1,349.69 |
| 34679 | 02/13/06 | 4.4900 | CP-DISC-UBS FIN DEL-BA | 02/21/06 | 8,130,000.00 | 8,121,888.07 | 4.557 | MATURED | 8,111.93 | 8,111.93 |
| 34678 | 02/10/06 | 4.4800 | CP-DISC-BOSTON EDISON-CI | 02/23/06 | 4,636,000.00 | 4,628,499.98 | 4.550 | MATURED | 7,500.02 | 7,500.02 |
| 34662 | 01/26/06 | 4.4700 | CP-DISC-WFB-WF | 02/28/06 | 2,533,000.00 | 2,522,621.03 | 4.551 | MATURED | 10,378.97 | 10,378.97 |
| 34695 | 03/01/06 | 4.4500 | CP-DISC-WFB-WF | 03/02/06 | 24,035,000.00 | 24,032,029.01 | 4.512 | MATURED | 2,970.99 | 2,970.99 |
| 34661 | 01/25/06 | 4.3400 | CP-DISC-BANKAMERICA-BA | 03/06/06 | 5,595,000.00 | 5,568,019.67 | 4.422 | MATURED | 26,980.33 | 26,980.33 |
| 34702 | 03/03/06 | 4.4800 | CP-DISC-UBS FIN DEL-BA | 03/06/06 | 5,784,000.00 | 5,781,840.64 | 4.544 | MATURED | 2,159.36 | 2,159.36 |
| 34692 | 02/28/06 | 4.5200 | CP-DISC-FIRST DATA-CITIG | 03/07/06 | 5,000,000.00 | 4,995,605.56 | 4.587 | MATURED | 4,394.44 | 4,394.44 |
| 34704 | 03/06/06 | 4.4900 | CP-DISC-UBS AMERICAS-BA | 03/07/06 | 2,062,000.00 | 2,061,742.82 | 4.553 | MATURED | 257.18 | 257.18 |
| 34713 | 03/15/06 | 4.5400 | CP-DISC-BOSTON EDISON-CI | 03/16/06 | 25,000,000.00 | 24,996,847.22 | 4.604 | MATURED | 3,152.78 | 3,152.78 |
| 34714 | 03/16/06 | 4.4600 | CP-DISC-WFB-WF | 03/17/06 | 29,742,000.00 | 29,738,315.30 | 4.523 | MATURED | 3,684.70 | 3,684.70 |
| 34710 | 03/13/06 | 4.4800 | CP-DISC-UBS FIN DEL-UBS | 03/20/06 | 11,060,000.00 | 11,050,365.51 | 4.546 | MATURED | 9,634.49 | 9,634.49 |
| 34716 | 03/17/06 | 4.4900 | CP-DISC-FIRST DATA-CITIG | 03/20/06 | 12,234,000.00 | 12,229,422.45 | 4.554 | MATURED | 4,577.55 | 4,577.55 |
| 34717 | 03/20/06 | 4.5000 | CP-DISC-UBS FIN DEL-BA | 03/21/06 | 18,200,000.00 | 18,197,725.00 | 4.563 | MATURED | 2,275.00 | 2,275.00 |
| 34719 | 03/21/06 | 4.5300 | CP-DISC-UBS FIN DEL-BA | 03/22/06 | 12,000,000.00 | 11,998,490.00 | 4.593 | MATURED | 1,510.00 | 1,510.00 |
| 34723 | 03/23/06 | 4.5900 | CP-DISC-FIRST DATA-CITIG | 03/24/06 | 11,154,000.00 | 11,152,577.87 | 4.654 | MATURED | 1,422.13 | 1,422.13 |
| 34724 | 03/24/06 | 4.6500 | CP-DISC-UBS FIN DEL-BA | 03/27/06 | 16,771,000.00 | 16,764,501.24 | 4.716 | MATURED | 6,498.76 | 6,498.76 |
| 34726 | 03/27/06 | 4.7300 | CP-DISC-UBS FIN DEL-BA | 03/28/06 | 14,581,000.00 | 14,579,084.22 | 4.796 | MATURED | 1,915.78 | 1,915.78 |
| 34727 | 03/28/06 | 4.6800 | CP-DISC-CATERPILLAR-BA | 03/29/06 | 11,448,000.00 | 11,446,511.76 | 4.746 | MATURED | 1,488.24 | 1,488.24 |
| 34680 | 02/14/06 | 4.5700 | CP-DISC-UBS FIN DEL-UBS | 04/13/06 | 9,809,000.00 | 9,736,778.51 | 4.668 | | | 57,279.11 |
| 34588 | 12/02/05 | 4.3900 | CP-DISC-UBS FIN DEL-UBS | 05/01/06 | 4,590,000.00 | 4,506,041.25 | 4.534 | | | 50,375.25 |
| 34705 | 03/06/06 | 4.7500 | CP-DISC-UBS FIN DEL-BA | 06/06/06 | 618,000.00 | 610,498.17 | 4.875 | | | 2,120.08 |
| 34690 | 02/24/06 | 4.7500 | CP-DISC-UBS-FIN DEL-UBS | 07/24/06 | 6,954,000.00 | 6,816,368.75 | 4.913 | | | 33,031.50 |
| 34681 | 02/15/06 | 4.7400 | CP-DISC-UBS FIN DEL-JPM | 08/14/06 | 3,700,000.00 | 3,612,310.00 | 4.922 | | | 21,922.50 |
| 34682 | 02/15/06 | 4.7250 | CP-DISC-UBS FIN DEL-UBS | 08/14/06 | 10,000,000.00 | 9,763,750.00 | 4.907 | | | 59,062.50 |
| SUBTOTAL (ICC#) 82 COMMERCIAL PAPER 3.12%(C) 83 DAYS 35,671,000.00 35,045,746.68 4.586 266,146.92 452,195.59 | | | | | | | | | | |
| 33141 | 07/02/02 | 2.4198 | WFB MONEY MARKET FUND-01 | 04/01/06 | | | .000 | | | |
| SUBTOTAL (ICC#) 97 WFB MONEY MARKET 0 DAYS .00 .00 .000 .00 .00 | | | | | | | | | | |
| 32936 | 01/01/02 | 4.0344 | STATE INVESTMT POOL-CTY | 04/01/06 | 12,776,000.00 | 12,776,000.00 | 4.034 | | 190,127.04 | 190,127.21 |
| 33658 | 10/01/03 | 4.0344 | STATE INVESTMT POOL-RDA | 04/01/06 | 16,674,000.00 | 16,674,000.00 | 4.034 | | 178,174.30 | 178,174.46 |
| SUBTOTAL (ICC#) 99 PASSBOOK & STATE 2.62%(C) 1 DAYS 29,450,000.00 29,450,000.00 4.034 368,301.34 368,301.67 | | | | | | | | | | |

1

CITY OF SAN JOSE
TREASURY DIVISION

(EIS / ERNEIS)

EARNED INCOME SUMMARY
01/01/06 THROUGH 03/31/06
SORT KEYS ARE FUND ICC# MATD
FUND: 1 INVESTMENT FUNDS

PAGE: 9
RUN: 04/24/06 09:37:23

| INV NO. | PURCHASE DATE | COUPON RATE | DESCRIPTION | TICKER / MATURITY DATE | SHARES / SCHEDULED PAR VALUE | SCHEDULED ORIG. COST | YIELD/ 365 | DATE SOLD/MAT | INCOME RECEIVED THIS PER | TOTAL/NET EARNINGS |
|---|---------------|-------------|-------------|------------------------|------------------------------|----------------------|---------------|---------------|--------------------------|--------------------|
| ----- | | | | | | | | | | |
| SUBTOTAL (FUND) 1 INVESTMENT FUNDS | | | | - ASSETS | 337 DAYS | 1088911803.00 | 1083858614.95 | | 8,599,313.75 | 9,554,404.71 |
| SUBTOTAL (FUND) 1 INVESTMENT FUNDS | | | | - NET | | 1088911803.00 | 1083858614.95 | | 8,599,313.75 | 9,554,404.71 |
| ----- | | | | | | | | | | |
| FUND STATISTICS | | | | ASSETS | LIABILITIES | | | | | |
| ----- | | | | | | | | | | |
| AVERAGE DAILY INVESTMENT BALANCE | | | | : | 1,078,740,578.53 | | | | | |
| EARNED INTEREST YIELD THIS PERIOD | | | | : | 3.592 | | .000 | | | |
| WEIGHTED AVG YIELD AT END OF PERIOD | | | | : | 3.698 | | .000 | | | |
| TOTAL INTEREST EARNED FOR FUTURE RECEIPT: | | | | : | 9,279,544.96 | | | | | |

1

CITY OF SAN JOSE
TREASURY DIVISION

(EIS / ERNEIS)

EARNED INCOME SUMMARY
01/01/06 THROUGH 03/31/06
SORT KEYS ARE FUND ICC# MATD
FUND: 8 EVERGREEN CREEK

PAGE: 10
RUN: 04/24/06 09:37:23

| INV NO. | PURCHASE DATE | COUPON RATE | DESCRIPTION | TICKER / MATURITY DATE | SHARES / SCHEDULED PAR VALUE | SCHEDULED ORIG. COST | YIELD/ 365 | DATE SOLD/MAT | INCOME RECEIVED THIS PER | TOTAL/NET EARNINGS |
|--------------------|---------------|-------------|-----------------|------------------------|------------------------------|----------------------|------------|---------------|--------------------------|--------------------|
| 34586 | 12/01/05 | 3.8600 | UST-BILLS-JPM | 03/02/06 | 88,200.00 | 87,339.41 | 3.952 | MATURED | 860.59 | 567.42 |
| 34697 | 03/02/06 | 4.5000 | UST-BILLS-WF | 06/22/06 | 89,700.00 | 88,444.20 | 4.627 | | | 336.38 |
| SUBTOTAL (ICC#) 11 | | | TREASURY BILLS | .01%(C) 83 DAYS | 89,700.00 | 88,444.20 | 4.179 | | 860.59 | 903.80 |
| SUBTOTAL (FUND) 8 | | | EVERGREEN CREEK | - ASSETS 83 DAYS | 89,700.00 | 88,444.20 | | | 860.59 | 903.80 |
| SUBTOTAL (FUND) 8 | | | EVERGREEN CREEK | - NET | 89,700.00 | 88,444.20 | | | 860.59 | 903.80 |

| FUND STATISTICS | | ASSETS | LIABILITIES |
|---|---|-----------|-------------|
| AVERAGE DAILY INVESTMENT BALANCE | : | 87,707.67 | |
| EARNED INTEREST YIELD THIS PERIOD | : | 4.179 | .000 |
| WEIGHTED AVG YIELD AT END OF PERIOD | : | 4.627 | .000 |
| TOTAL INTEREST EARNED FOR FUTURE RECEIPT: | | 336.38 | |

1

CITY OF SAN JOSE
TREASURY DIVISION

(EIS / ERNEIS)

EARNED INCOME SUMMARY
01/01/06 THROUGH 03/31/06
SORT KEYS ARE FUND ICC# MATD

PAGE: 11
RUN: 04/24/06 09:37:23

FUND: 33 Reassessment Revenue Bonds, 94A

| INV NO. | PURCHASE DATE | COUPON RATE | DESCRIPTION | TICKER / MATURITY DATE | SHARES / SCHEDULED PAR VALUE | SCHEDULED ORIG. COST | YIELD/ 365 | DATE SOLD/MAT | INCOME RECEIVED THIS PER | TOTAL/NET EARNINGS |
|--------------------|---------------|-------------|----------------------|------------------------|------------------------------|----------------------|------------|---------------|--------------------------|--------------------|
| 34587 | 12/01/05 | 3.8600 | UST-BILLS-JPM | 03/02/06 | 17,800.00 | 17,626.32 | 3.952 | MATURED | 173.68 | 114.51 |
| 34698 | 03/02/06 | 4.5000 | UST-BILLS-WF | 06/22/06 | 60,300.00 | 59,455.80 | 4.627 | | | 226.13 |
| SUBTOTAL (ICC#) 11 | | | TREASURY BILLS | .01%(C) 83 DAYS | 60,300.00 | 59,455.80 | 4.376 | | 173.68 | 340.64 |
| SUBTOTAL (FUND) 33 | | | Reassessment Revenu- | ASSETS 83 DAYS | 60,300.00 | 59,455.80 | | | 173.68 | 340.64 |
| SUBTOTAL (FUND) 33 | | | Reassessment Revenu- | NET | 60,300.00 | 59,455.80 | | | 173.68 | 340.64 |

| FUND STATISTICS | | ASSETS | LIABILITIES |
|---|---|-----------|-------------|
| AVERAGE DAILY INVESTMENT BALANCE | : | 31,569.48 | |
| EARNED INTEREST YIELD THIS PERIOD | : | 4.376 | .000 |
| WEIGHTED AVG YIELD AT END OF PERIOD | : | 4.627 | .000 |
| TOTAL INTEREST EARNED FOR FUTURE RECEIPT: | | 226.13 | |

1

CITY OF SAN JOSE
TREASURY DIVISION

(EIS / ERNEIS)

EARNED INCOME SUMMARY
01/01/06 THROUGH 03/31/06
SORT KEYS ARE FUND ICC# MATD
FUND: 34 CSJ/CSC Jt Pwr

PAGE: 12
RUN: 04/24/06 09:37:23

| INV NO. | PURCHASE DATE | COUPON RATE | DESCRIPTION | TICKER / MATURITY DATE | SHARES / SCHEDULED PAR VALUE | SCHEDULED ORIG. COST | YIELD/ 365 | DATE SOLD/MAT | INCOME RECEIVED THIS PER | TOTAL/NET EARNINGS |
|---|---------------|-------------|-----------------|------------------------|------------------------------|----------------------|------------|---------------|--------------------------|--------------------|
| 34561 | 11/14/05 | 3.9600 | FHLB-DISC-CITIG | 01/27/06 | 529,000.00 | 524,693.94 | 4.048 | MATURED | 4,306.06 | 1,512.94 |
| 34616 | 12/28/05 | 4.0000 | FHLB-DISC-CITIG | 02/10/06 | 216,100.00 | 215,043.51 | 4.076 | MATURED | 1,056.49 | 960.45 |
| 34664 | 01/27/06 | 4.3900 | FHLB-DISC-BA | 03/31/06 | 532,500.00 | 528,409.07 | 4.485 | MATURED | 4,090.93 | 4,090.93 |
| 34675 | 02/10/06 | 4.4650 | FHLB-DISC-CITIG | 04/17/06 | 218,109.00 | 216,323.60 | 4.564 | | | 1,352.58 |
| SUBTOTAL (ICC#) 43 FHLB DISCOUNT NO | | | .02%(C) | 17 DAYS | 218,109.00 | 216,323.60 | 4.355 | | 9,453.48 | 7,916.90 |
| 34734 | 03/31/06 | 4.7000 | FHLMC-DISC-UBS | 05/26/06 | 536,722.00 | 532,797.97 | 4.800 | | | 70.07 |
| SUBTOTAL (ICC#) 44 FHLMC DISCOUNT N | | | .05%(C) | 56 DAYS | 536,722.00 | 532,797.97 | 4.800 | | .00 | 70.07 |
| SUBTOTAL (FUND) 34 CSJ/CSC Jt Pwr | | | - ASSETS | 44 DAYS | 754,831.00 | 749,121.57 | | | 9,453.48 | 7,986.97 |
| SUBTOTAL (FUND) 34 CSJ/CSC Jt Pwr | | | - NET | | 754,831.00 | 749,121.57 | | | 9,453.48 | 7,986.97 |
| FUND STATISTICS | | | | ASSETS | LIABILITIES | | | | | |
| AVERAGE DAILY INVESTMENT BALANCE | | | | : | 743,139.25 | | | | | |
| EARNED INTEREST YIELD THIS PERIOD | | | | : | 4.359 | .000 | | | | |
| WEIGHTED AVG YIELD AT END OF PERIOD | | | | : | 4.732 | .000 | | | | |
| TOTAL INTEREST EARNED FOR FUTURE RECEIPT: | | | | | 1,422.65 | | | | | |

1

CITY OF SAN JOSE
TREASURY DIVISION

(EIS / ERNEIS)

EARNED INCOME SUMMARY
01/01/06 THROUGH 03/31/06

PAGE: 13

SORT KEYS ARE FUND ICC# MATD

RUN: 04/24/06 09:37:23

FUND: 40 '97 Community Facility Dist.1

| INV NO. | PURCHASE DATE | COUPON RATE | DESCRIPTION | TICKER / MATURITY DATE | SHARES / SCHEDULED PAR VALUE | SCHEDULED ORIG. COST | YIELD/ 365 | DATE SOLD/MAT | INCOME RECEIVED THIS PER | TOTAL/NET EARNINGS |
|--|---------------|-------------|-----------------|------------------------|------------------------------|----------------------|------------|---------------|--------------------------|--------------------|
| 34562 | 11/14/05 | 3.9600 | FHLB-DISC-CITIG | 01/27/06 | 99,000.00 | 98,194.14 | 4.048 | MATURED | 805.86 | 283.14 |
| 34617 | 12/28/05 | 4.0000 | FHLB-DISC-CITIG | 02/10/06 | 444,900.00 | 442,724.93 | 4.075 | MATURED | 2,175.07 | 1,977.34 |
| 34665 | 01/27/06 | 4.3900 | FHLB-DISC-BA | 03/31/06 | 63,500.00 | 63,012.16 | 4.485 | MATURED | 487.84 | 487.84 |
| 34676 | 02/10/06 | 4.4650 | FHLB-DISC-CITIG | 04/17/06 | 448,891.00 | 445,216.45 | 4.564 | | | 2,783.75 |
| SUBTOTAL (ICC#) 43 FHLB DISCOUNT NO | | | .04%(C) | 17 DAYS | 448,891.00 | 445,216.45 | 4.343 | | 3,468.77 | 5,532.07 |
| 34741 | 03/31/06 | 4.7000 | FHLMC-DISC-UBS | 05/26/06 | 54,278.00 | 53,881.16 | 4.803 | | | 7.09 |
| SUBTOTAL (ICC#) 44 FHLMC DISCOUNT N | | | .00%(C) | 55 DAYS | 54,278.00 | 53,881.16 | 4.803 | | .00 | 7.09 |
| SUBTOTAL (FUND) 40 '97 Community Facil- ASSETS | | | | | 21 DAYS | 503,169.00 | 499,097.61 | | 3,468.77 | 5,539.16 |
| SUBTOTAL (FUND) 40 '97 Community Facil- NET | | | | | | 503,169.00 | 499,097.61 | | 3,468.77 | 5,539.16 |

| FUND STATISTICS | | ASSETS | LIABILITIES |
|---|---|------------|-------------|
| AVERAGE DAILY INVESTMENT BALANCE | : | 517,183.50 | |
| EARNED INTEREST YIELD THIS PERIOD | : | 4.344 | .000 |
| WEIGHTED AVG YIELD AT END OF PERIOD | : | 4.590 | .000 |
| TOTAL INTEREST EARNED FOR FUTURE RECEIPT: | | 2,790.84 | |

1

CITY OF SAN JOSE
TREASURY DIVISION

(EIS / ERNEIS)

EARNED INCOME SUMMARY
01/01/06 THROUGH 03/31/06
SORT KEYS ARE FUND ICC# MATD
FUND: 47 RDA 2003 A & B REV BDS

PAGE: 14
RUN: 04/24/06 09:37:23

| INV NO. | PURCHASE DATE | COUPON RATE | DESCRIPTION | TICKER / MATURITY DATE | SHARES / SCHEDULED PAR VALUE | SCHEDULED ORIG. COST | YIELD/ 365 | DATE SOLD/MAT | INCOME RECEIVED THIS PER | TOTAL/NET EARNINGS |
|---|---------------|-------------|--------------------------|------------------------|------------------------------|----------------------|------------|---------------|--------------------------|--------------------|
| 33642 | 09/25/03 | 2.2200 | WFB MONEY MARKET FUND-47 | 04/01/06 | | | .000 | | | |
| SUBTOTAL (ICC#) 97 WFB MONEY MARKET | | | | | 0 DAYS | .00 | .00 | .000 | .00 | .00 |
| 33682 | 11/13/03 | 3.9600 | STATE INVESTMT POOL-47A | 01/13/06 | | | .000 | 01/13/06 | | |
| 33683 | 11/13/03 | 3.5500 | STATE INVESTMT POOL-47B | 04/30/06 | | | .000 | | | |
| SUBTOTAL (ICC#) 99 PASSBOOK & STATE | | | | | 0 DAYS | .00 | .00 | .000 | .00 | .00 |
| SUBTOTAL (FUND) 47 RDA 2003 A & B REV - NET | | | | | | .00 | .00 | | .00 | .00 |

| FUND STATISTICS | ASSETS | LIABILITIES |
|---|--------|-------------|
| AVERAGE DAILY INVESTMENT BALANCE : | | |
| EARNED INTEREST YIELD THIS PERIOD : | .000 | .000 |
| WEIGHTED AVG YIELD AT END OF PERIOD : | .000 | .000 |
| TOTAL INTEREST EARNED FOR FUTURE RECEIPT: | -1.16 | |

1

CITY OF SAN JOSE
TREASURY DIVISION

(EIS / ERNEIS)

EARNED INCOME SUMMARY
01/01/06 THROUGH 03/31/06
SORT KEYS ARE FUND ICC# MATD
FUND: 49 RDA TABs SERIES 2003

PAGE: 15
RUN: 04/24/06 09:37:23

| INV NO. | PURCHASE DATE | COUPON RATE | DESCRIPTION | TICKER / MATURITY DATE | SHARES / SCHEDULED PAR VALUE | SCHEDULED ORIG. COST | YIELD/ 365 | DATE SOLD/MAT | INCOME RECEIVED THIS PER | TOTAL/NET EARNINGS |
|--|---------------|-------------|--------------------------|------------------------|------------------------------|----------------------|---------------|---------------|--------------------------|--------------------|
| 34598 | 12/12/05 | 4.1500 | FHLB-DISC-CITIG | 01/19/06 | 25,137,000.00 | 25,026,885.98 | 4.226 | MATURED | 110,114.02 | 52,159.27 |
| 34603 | 12/14/05 | 4.2000 | FHLB-DISC-BA | 02/09/06 | 24,651,000.00 | 24,487,070.85 | 4.287 | MATURED | 163,929.15 | 112,162.05 |
| 34673 | 02/09/06 | 4.3900 | FHLB-DISC-CITIG | 02/10/06 | 24,654,000.00 | 24,650,993.58 | 4.452 | MATURED | 3,006.42 | 3,006.42 |
| 34648 | 01/19/06 | 4.2700 | FHLB-DISC-CITIG | 02/22/06 | 25,239,000.00 | 25,137,216.72 | 4.347 | MATURED | 101,783.28 | 101,783.28 |
| 34687 | 02/22/06 | 4.3800 | FHLB-DISC-CITIG | 03/30/06 | 25,350,000.00 | 25,238,967.00 | 4.460 | MATURED | 111,033.00 | 111,033.00 |
| 34674 | 02/10/06 | 4.4500 | FHLB-DISC-CITIG | 04/17/06 | 24,857,000.00 | 24,654,208.31 | 4.549 | | | 153,630.07 |
| 34736 | 03/30/06 | 4.6000 | FHLB-DISC-CITIG | 04/24/06 | 15,046,000.00 | 14,997,936.39 | 4.679 | | | 3,845.09 |
| SUBTOTAL (ICC#) 43 FHLB DISCOUNT NO 3.52%(C) | | | | 19 DAYS | 39,903,000.00 | 39,652,144.70 | 4.404 | | 489,865.87 | 537,619.18 |
| 33752 | 12/22/03 | 2.2200 | WFB MONEY MARKET FUND-49 | 04/01/06 | | | .000 | | | |
| SUBTOTAL (ICC#) 97 WFB MONEY MARKET | | | | 0 DAYS | .00 | .00 | .000 | | .00 | .00 |
| SUBTOTAL (FUND) 49 RDA TABs SERIES 200- ASSETS | | | | 19 DAYS | 39,903,000.00 | 39,652,144.70 | | | 489,865.87 | 537,619.18 |
| SUBTOTAL (FUND) 49 RDA TABs SERIES 200- NET | | | | | 39,903,000.00 | 39,652,144.70 | | | 489,865.87 | 537,619.18 |
| FUND STATISTICS | | | ASSETS | LIABILITIES | | | | | | |
| AVERAGE DAILY INVESTMENT BALANCE | | | : | 49,512,279.70 | | | | | | |
| EARNED INTEREST YIELD THIS PERIOD | | | : | 4.404 | .000 | | | | | |
| WEIGHTED AVG YIELD AT END OF PERIOD | | | : | 4.598 | .000 | | | | | |
| TOTAL INTEREST EARNED FOR FUTURE RECEIPT: | | | : | 157,475.16 | | | | | | |
| GRAND TOTAL | | | | 100.00%(C) | 325 DAYS | 1130222803.00 | 1124906878.83 | 3.628 | 9,103,136.14 | 106,794.46 |



SECTION C

TIME DEPOSIT BANK DISTRIBUTION REPORT

The Time Deposit Bank Distribution Report lists each bank with which time deposit investments are outstanding as of the specified report date. For each bank listed, the bank code, bank name, total time deposit dollar amount, and percentage of all time deposits are displayed.



**CITY OF SAN JOSE: TIME DEPOSIT BANK DISTRIBUTION
AS OF 3-31-06**

There are no time deposits outstanding as of 3-31-06.



SECTION D

MARKET VALUE OF PORTFOLIO

The Government Securities Inventory at Market Value is an inventory of each government security investment outstanding as of a certain date, along with its current market value and accrued interest.



1

CITY OF SAN JOSE
TREASURY DIVISION
INVESTMENT INVENTORY WITH MARKET VALUE

PAGE: 1

(RPTMKT)

RUN: 04/24/06 09:34:10

INVESTMENTS OUTSTANDING AS OF 03/31/06
MAJOR SORT KEY IS FUND

| INVEST NUMBER | DESCRIPTION PURCHASE MATURITY DATE | CUSIP | BANK BROK | FUND SAFE | CPN RATE YTM TR | PAR/SHARES BOOK | MARKET VALUE MARKET PRICE | CURR ACCR INT PRICE SOURCE | UNREALIZED GAIN UNREALIZED LOSS |
|---------------------------------------|---------------------------------------|-----------|-----------|-----------|--------------------|--------------------|------------------------------|-------------------------------|------------------------------------|
| A 32605 | USTN-SSB 05/15/01 05/15/06 | 9128276X5 | 1365 | 1 | 4.6250 | 5,000,000.00 | 4,998,437.50 | 87,517.27 | 65,625.00 |
| | | | 400 | 100 | 4.9320 | 4,932,812.50 | 99.96875000000 | SUNGARD | |
| A 32608 | USTN-BA 05/16/01 05/15/06 | 9128276X5 | 1365 | 1 | 4.6250 | 2,995,000.00 | 2,994,064.06 | 52,422.84 | 46,445.90 |
| | | | 40 | 100 | 4.9870 | 2,947,618.16 | 99.96875000000 | SUNGARD | |
| A 32619 | USTN-BA 05/17/01 05/15/06 | 9128276X5 | 1365 | 1 | 4.6250 | 5,000,000.00 | 4,998,437.50 | 87,517.27 | 85,742.19 |
| | | | 40 | 100 | 5.0250 | 4,912,695.31 | 99.96875000000 | SUNGARD | |
| A 32629 | USTN-UBC 05/29/01 05/15/06 | 9128276X5 | 1365 | 1 | 4.6250 | 2,037,000.00 | 2,036,363.44 | 35,654.53 | 34,692.66 |
| | | | 445 | 100 | 5.0240 | 2,001,670.78 | 99.96875000000 | SUNGARD | |
| A 33732 | USTN-MISCH 12/12/03 05/15/06 | 912828AY6 | 1365 | 1 | 2.0000 | 10,000,000.00 | 9,968,750.00 | 75,690.61 | 7,421.87 |
| | | | 320 | 100 | 2.1640 | 9,961,328.13 | 99.68750000000 | SUNGARD | |
| A 33733 | USTN-UBC 12/12/03 08/15/06 | 912828BF6 | 1365 | 1 | 2.3750 | 5,000,000.00 | 4,956,250.00 | 14,761.74 | |
| | | | 445 | 100 | 2.3180 | 5,007,226.56 | 99.12500000000 | SUNGARD | -50,976.56 |
| A 33734 | USTN-UBS 12/15/03 08/15/06 | 912828BF6 | 1365 | 1 | 2.3750 | 5,000,000.00 | 4,956,250.00 | 14,761.74 | |
| | | | 441 | 100 | 2.2110 | 5,021,093.75 | 99.12500000000 | SUNGARD | -64,843.75 |
| A 33738 | USTN-BOCM 12/16/03 08/15/06 | 912828BF6 | 1365 | 1 | 2.3750 | 5,000,000.00 | 4,942,691.25 | 14,761.74 | |
| | | | 42 | 100 | 2.2140 | 5,020,703.13 | 99.12500000000 | SUNGARD | -64,453.13 |
| A 33735 | USTN-GILFD 12/15/03 11/15/06 | 912828BP4 | 1365 | 1 | 2.6250 | 10,000,000.00 | 9,862,500.00 | 99,343.92 | |
| | | | 186 | 100 | 2.3520 | 10,076,562.50 | 98.62500000000 | SUNGARD | -214,062.50 |
| A 33748 | USTN-CSFB 12/18/03 11/15/06 | 912828BP4 | 1365 | 1 | 2.6250 | 5,000,000.00 | 4,931,250.00 | 49,671.96 | |
| | | | 180 | 100 | 2.3370 | 5,040,234.38 | 98.62500000000 | SUNGARD | -108,984.38 |
| A 33747 | USTN-MISCH 12/18/03 11/15/07 | 912828AN0 | 1365 | 1 | 3.0000 | 5,000,000.00 | 4,856,250.00 | 56,767.96 | |
| | | | 320 | 100 | 2.7450 | 5,046,875.00 | 97.12500000000 | SUNGARD | -190,625.00 |
| A 33750 | USTN-BOCM 12/19/03 11/15/07 | 912828AN0 | 1365 | 1 | 3.0000 | 5,089,000.00 | 4,942,691.25 | 57,778.43 | |
| | | | 42 | 100 | 2.7480 | 5,136,113.01 | 97.12500000000 | SUNGARD | -193,421.76 |
| SUBTOTAL (Inv Type) 12 TREASURY NOTES | | | 6.01%(M) | | 2.9847 | 65,121,000.00 | 64,457,493.75 | 646,650.01 | 239,927.62 |
| | | | | | 2.9583 | 65,104,933.21 | 98.98111800000 | | -887,367.08 |
| A 33864 | FHLB-CALL-BOCM 04/27/04 04/27/06 | 3133X5XT0 | 1365 | 1 | 2.1000 | 5,000,000.00 | 4,990,625.00 | 44,916.67 | 15,625.00 |
| | | | 42 | 100 | 2.3570 | 4,975,000.00 | 99.81250000000 | SUNGARD | |
| A 32657 | FHLB-SSB 06/11/01 05/15/06 | 3133MEU66 | 1365 | 1 | 5.3750 | 5,000,000.00 | 5,001,562.50 | 101,527.78 | 24,412.50 |
| | | | 400 | 100 | 5.4800 | 4,977,150.00 | 100.03125000000 | SUNGARD | |
| A 33723 | FHLB-MISCH 12/05/03 05/15/06 | 3133MYRT6 | 1365 | 1 | 2.1250 | 5,000,000.00 | 4,982,812.50 | 40,138.89 | 35,612.50 |
| | | | 320 | 100 | 2.5730 | 4,947,200.00 | 99.65625000000 | SUNGARD | |
| A 33873 | FHLB-MISCH 04/15/04 05/15/06 | 3133X6DW3 | 1365 | 1 | 2.0500 | 6,000,000.00 | 5,979,375.00 | 46,466.67 | 7,035.00 |
| | | | 320 | 100 | 2.2770 | 5,972,340.00 | 99.65625000000 | SUNGARD | |
| A 34084 | FHLB-FTB 11/30/04 05/23/06 | 3133X9J43 | 1365 | 1 | 2.8750 | 3,310,000.00 | 3,299,656.25 | 33,835.56 | |
| | | | 184 | 100 | 3.0890 | 3,299,772.10 | 99.68750000000 | SUNGARD | -115.85 |
| A 34206 | FHLB-MISCH 02/25/05 05/23/06 | 3133X85P3 | 1365 | 1 | 3.0150 | 5,000,000.00 | 4,985,937.50 | 15,912.50 | 13,887.50 |
| | | | 320 | 100 | 3.4800 | 4,972,050.00 | 99.71875000000 | SUNGARD | |
| A 34530 | FHLB-CITIG 10/19/05 05/23/06 | 3133X9J43 | 1365 | 1 | 2.8750 | 2,400,000.00 | 2,392,500.00 | 24,533.33 | 11,820.00 |
| | | | 132 | 100 | 4.2570 | 2,380,680.00 | 99.68750000000 | SUNGARD | |
| A 34421 | FHLB-FTB 07/15/05 06/08/06 | 3133XC3V3 | 1365 | 1 | 3.6250 | 5,000,000.00 | 4,987,500.00 | 56,892.36 | 50.00 |
| | | | 184 | 100 | 3.9090 | 4,987,450.00 | 99.75000000000 | SUNGARD | |
| A 33704 | FHLB-WF 11/21/03 06/09/06 | 31339X2X1 | 1365 | 1 | 2.2200 | 2,375,000.00 | 2,363,125.00 | 16,403.33 | |
| | | | 451 | 100 | 2.3650 | 2,366,521.25 | 99.50000000000 | SUNGARD | -3,396.25 |

1

CITY OF SAN JOSE
TREASURY DIVISION
INVESTMENT INVENTORY WITH MARKET VALUE

PAGE: 2

(RPTMKT)

RUN: 04/24/06 09:34:10

INVESTMENTS OUTSTANDING AS OF 03/31/06
MAJOR SORT KEY IS FUND

| INVEST NUMBER | DESCRIPTION PURCHASE MATURITY DATE | CUSIP | BANK BROK | FUND SAFE | CPN RATE YTM TR | PAR/SHARES BOOK | MARKET VALUE MARKET PRICE | CURR PRICE | ACCR INT SOURCE | UNREALIZED GAIN UNREALIZED LOSS |
|---------------|-------------------------------------|-----------|-----------|-----------|-----------------|-----------------|---------------------------|------------|-----------------|---------------------------------|
| A 33837 | FHLB-MISCH 03/10/04 06/15/06 | 31339XAZ7 | 1365 | 1 | 1.8750 | 2,645,000.00 | 2,628,468.75 | 14,602.60 | | |
| | | | 320 | 100 | 1.7840 | 2,650,263.55 | 99.37500000000 | | SUNGARD | -21,794.80 |
| A 34120 | FHLB-GILFD 01/06/05 06/16/06 | 31339XCB8 | 1365 | 1 | 2.0600 | 5,000,000.00 | 4,970,312.50 | 30,041.67 | | 53,237.50 |
| | | | 186 | 100 | 3.2440 | 4,917,075.00 | 99.40625000000 | | SUNGARD | |
| A 33861 | FHLB-BOCM 04/02/04 06/30/06 | 3133X53L0 | 1365 | 1 | 2.0100 | 5,000,000.00 | 4,964,062.50 | 279.17 | | |
| | | | 42 | 100 | 2.0650 | 4,994,050.00 | 99.28125000000 | | SUNGARD | -29,987.50 |
| A 34513 | FHLB-MISCH 10/06/05 07/21/06 | 3133XACS4 | 1365 | 1 | 3.2500 | 5,000,000.00 | 4,973,437.50 | 31,597.22 | | 14,437.50 |
| | | | 320 | 100 | 4.3090 | 4,959,000.00 | 99.46875000000 | | SUNGARD | |
| A 34062 | FHLB-WF 11/16/04 08/11/06 | 3133X3GA5 | 1365 | 1 | 2.4300 | 5,000,000.00 | 4,954,687.50 | 16,875.00 | | 3,087.50 |
| | | | 451 | 100 | 3.0050 | 4,951,600.00 | 99.09375000000 | | SUNGARD | |
| A 33850 | FHLB-UBC 03/22/04 08/15/06 | 3133X06K0 | 1365 | 1 | 2.3750 | 920,000.00 | 911,375.00 | 2,791.94 | | |
| | | | 445 | 100 | 1.9140 | 929,890.00 | 99.06250000000 | | SUNGARD | -18,515.00 |
| A 33862 | FHLB-MISCH 04/01/04 08/15/06 | 3133X06K0 | 1365 | 1 | 2.3750 | 2,250,000.00 | 2,228,906.25 | 6,828.13 | | |
| | | | 320 | 100 | 2.0290 | 2,267,916.03 | 99.06250000000 | | SUNGARD | -39,009.78 |
| A 34122 | FHLB-FTB 01/07/05 08/15/06 | 3133MQSS4 | 1365 | 1 | 3.5000 | 5,000,000.00 | 4,973,437.50 | 22,361.11 | | |
| | | | 184 | 100 | 3.2950 | 5,015,750.00 | 99.46875000000 | | SUNGARD | -42,312.50 |
| A 33795 | FHLB-CALL-WF 02/17/04 08/17/06 | 3133X3NY5 | 1365 | 1 | 2.5000 | 5,000,000.00 | 4,953,125.00 | 15,277.78 | | |
| | | | 451 | 100 | 2.5060 | 4,999,218.75 | 99.06250000000 | | SUNGARD | -46,093.75 |
| A 34438 | FHLB-WF 07/28/05 08/18/06 | 3133XCME0 | 1365 | 1 | 4.0000 | 3,000,000.00 | 2,988,750.00 | 14,333.33 | | |
| | | | 451 | 100 | 4.0400 | 2,998,680.00 | 99.62500000000 | | SUNGARD | -9,930.00 |
| A 34550 | FHLB-WF 11/03/05 08/18/06 | 3133XCME0 | 1365 | 1 | 4.0000 | 16,370,000.00 | 16,308,612.50 | 78,212.22 | | 6,777.18 |
| | | | 451 | 100 | 4.5300 | 16,301,835.32 | 99.62500000000 | | SUNGARD | |
| A 34326 | FHLB-CITIG 05/11/05 08/28/06 | 3133XAQL4 | 1365 | 1 | 3.3700 | 5,000,000.00 | 4,967,187.50 | 15,445.83 | | |
| | | | 132 | 100 | 3.7110 | 4,978,400.00 | 99.34375000000 | | SUNGARD | -11,212.50 |
| A 34554 | FHLB-UBS 11/07/05 09/08/06 | 3133XAUD7 | 1365 | 1 | 3.5000 | 4,745,000.00 | 4,713,860.94 | 10,610.35 | | 12,325.14 |
| | | | 441 | 100 | 4.6240 | 4,701,535.80 | 99.34375000000 | | SUNGARD | |
| A 34556 | FHLB-BA 11/07/05 09/12/06 | 3133XDMB4 | 1365 | 1 | 4.3500 | 5,000,000.00 | 4,984,375.00 | 11,479.17 | | |
| | | | 40 | 100 | 4.6230 | 4,988,850.00 | 99.68750000000 | | SUNGARD | -4,475.00 |
| A 33836 | FHLB-CALL-BOCM 03/15/04 09/15/06 | 3133X55A2 | 1365 | 1 | 2.0000 | 5,000,000.00 | 4,932,812.50 | 4,444.44 | | |
| | | | 42 | 100 | 2.0910 | 4,989,000.00 | 98.65625000000 | | SUNGARD | -56,187.50 |
| A 33898 | FHLB-UBC 05/14/04 09/15/06 | 3133X14N4 | 1365 | 1 | 2.8750 | 5,000,000.00 | 4,951,562.50 | 6,388.89 | | |
| | | | 445 | 100 | 3.1000 | 4,974,713.70 | 99.03125000000 | | SUNGARD | -23,151.20 |
| A 34034 | FHLB-WF 10/21/04 09/15/06 | 3133X14N4 | 1365 | 1 | 2.8750 | 5,000,000.00 | 4,951,562.50 | 6,388.89 | | |
| | | | 451 | 100 | 2.6220 | 5,023,200.00 | 99.03125000000 | | SUNGARD | -71,637.50 |
| A 34047 | FHLB-MISCH 10/28/04 09/15/06 | 3133X14N4 | 1365 | 1 | 2.8750 | 5,000,000.00 | 4,951,562.50 | 6,388.89 | | |
| | | | 320 | 100 | 2.6780 | 5,017,850.00 | 99.03125000000 | | SUNGARD | -66,287.50 |
| A 34123 | FHLB-MISCH 01/07/05 09/15/06 | 3133X9UG3 | 1365 | 1 | 3.1250 | 5,000,000.00 | 4,957,812.50 | 6,944.44 | | |
| | | | 320 | 100 | 3.3110 | 4,984,900.00 | 99.15625000000 | | SUNGARD | -27,087.50 |
| A 34135 | FHLB-GILFD 01/10/05 09/15/06 | 3133X9UG3 | 1365 | 1 | 3.1250 | 6,100,000.00 | 6,048,531.25 | 8,472.22 | | |
| | | | 186 | 100 | 3.3300 | 6,079,788.87 | 99.15625000000 | | SUNGARD | -31,257.62 |
| A 34367 | FHLB-GILFD 06/16/05 09/29/06 | 3133XBBQ7 | 1365 | 1 | 3.7500 | 5,000,000.00 | 4,967,187.50 | 1,041.67 | | |
| | | | 186 | 100 | 3.8650 | 4,992,553.50 | 99.34375000000 | | SUNGARD | -25,366.00 |
| A 34635 | FHLB-GILFD 01/06/06 09/29/06 | 3133XBBQ7 | 1365 | 1 | 3.7500 | 5,285,000.00 | 5,250,317.19 | 1,101.04 | | |
| | | | 186 | 100 | 4.6380 | 5,251,387.40 | 99.34375000000 | | SUNGARD | -1,070.21 |
| A 34653 | FHLB-BA 01/24/06 09/29/06 | 3133XBBQ7 | 1365 | 1 | 3.7500 | 5,000,000.00 | 4,967,187.50 | 1,041.67 | | |
| | | | 40 | 100 | 4.6760 | 4,969,100.00 | 99.34375000000 | | SUNGARD | -1,912.50 |
| A 34098 | FHLB-GILFD 12/15/04 10/16/06 | 3133X8NZ1 | 1365 | 1 | 2.6250 | 5,000,000.00 | 4,934,375.00 | 60,156.25 | | |
| | | | 186 | 100 | 3.0940 | 4,958,343.99 | 98.68750000000 | | SUNGARD | -23,968.99 |

1

CITY OF SAN JOSE
 TREASURY DIVISION
 INVESTMENT INVENTORY WITH MARKET VALUE

PAGE: 3

(RPTMKT)

RUN: 04/24/06 09:34:10

INVESTMENTS OUTSTANDING AS OF 03/31/06
 MAJOR SORT KEY IS FUND

| INVEST NUMBER | DESCRIPTION PURCHASE MATURITY DATE | CUSIP | BANK BROK | FUND SAFE | CPN RATE YTM TR | PAR/SHARES BOOK | MARKET VALUE MARKET PRICE | CURR ACCR PRICE | INT SOURCE | UNREALIZED GAIN UNREALIZED LOSS |
|---------------|------------------------------------|-----------|-----------|-----------|-----------------|-----------------|---------------------------|-----------------|------------|---------------------------------|
| A 34137 | FHLB-CITIG 01/12/05 10/16/06 | 3133X8NZ1 | 1365 | 1 | 2.6250 | 5,000,000.00 | 4,934,375.00 | 60,156.25 | | |
| | | | 132 | 100 | 3.3480 | 4,938,550.00 | 98.68750000000 | | SUNGARD | -4,175.00 |
| A 34366 | FHLB-JPM 06/16/05 10/23/06 | 3133XBKL8 | 1365 | 1 | 3.8750 | 5,000,000.00 | 4,965,625.00 | 93,645.83 | | |
| | | | 325 | 100 | 3.8800 | 4,999,525.15 | 99.31250000000 | | SUNGARD | -33,900.15 |
| A 34636 | FHLB-BA 01/09/06 10/27/06 | 3133X5UK2 | 1365 | 1 | 2.2600 | 2,500,000.00 | 2,460,156.25 | 24,169.44 | | 6,531.25 |
| | | | 40 | 100 | 4.6450 | 2,464,925.00 | 98.40625000000 | | SUNGARD | |
| A 33644 | FHLB-BOCM 10/30/03 10/30/06 | 3133X1L96 | 1365 | 1 | 2.5650 | 5,000,000.00 | 4,928,125.00 | 53,793.75 | | |
| | | | 42 | 100 | 2.5650 | 5,000,000.00 | 98.56250000000 | | SUNGARD | -71,875.00 |
| A 34548 | FHLB-GILFD 11/03/05 11/01/06 | 3133XDR86 | 1365 | 1 | 4.5000 | 5,000,000.00 | 4,981,250.00 | 93,750.00 | | |
| | | | 186 | 100 | 4.5810 | 4,997,350.00 | 99.62500000000 | | SUNGARD | -14,850.00 |
| A 33769 | FHLB-GILFD 01/15/04 11/15/06 | 3133X2B46 | 1365 | 1 | 2.7500 | 5,000,000.00 | 4,928,125.00 | 51,944.44 | | |
| | | | 186 | 100 | 2.3970 | 5,047,948.97 | 98.56250000000 | | SUNGARD | -119,823.97 |
| A 33783 | FHLB-CSFB 01/21/04 11/15/06 | 3133X2B46 | 1365 | 1 | 2.7500 | 5,000,000.00 | 4,928,125.00 | 51,944.44 | | |
| | | | 180 | 100 | 2.3970 | 5,047,650.00 | 98.56250000000 | | SUNGARD | -119,525.00 |
| A 33899 | FHLB-UBC 05/14/04 11/15/06 | 3133X2B46 | 1365 | 1 | 2.7500 | 5,000,000.00 | 4,928,125.00 | 51,944.44 | | |
| | | | 445 | 100 | 3.2550 | 4,939,776.15 | 98.56250000000 | | SUNGARD | -11,651.15 |
| A 34099 | FHLB-CSFB 12/15/04 11/15/06 | 3133X9R69 | 1365 | 1 | 3.1250 | 3,060,000.00 | 3,022,706.25 | 36,125.00 | | |
| | | | 180 | 100 | 3.1840 | 3,056,634.00 | 98.78125000000 | | SUNGARD | -33,927.75 |
| A 34345 | FHLB-ZFNB 05/27/05 11/15/06 | 3133MJUR9 | 1365 | 1 | 4.1250 | 5,000,000.00 | 4,968,750.00 | 77,916.67 | | |
| | | | 500 | 100 | 3.8180 | 5,021,633.40 | 99.37500000000 | | SUNGARD | -52,883.40 |
| A 34637 | FHLB-BA 01/09/06 11/15/06 | 3133X9R69 | 1365 | 1 | 3.1250 | 3,700,000.00 | 3,654,906.25 | 43,680.56 | | 1,600.25 |
| | | | 40 | 100 | 4.6520 | 3,670,649.75 | 98.78125000000 | | SUNGARD | |
| A 34194 | FHLB-UBS 02/18/05 11/16/06 | 3133MTRJ9 | 1365 | 1 | 3.0000 | 5,000,000.00 | 4,935,937.50 | 56,666.67 | | |
| | | | 441 | 100 | 3.5450 | 4,954,200.00 | 98.71875000000 | | SUNGARD | -18,262.50 |
| A 34632 | FHLB-WF 01/05/06 11/21/06 | 3133X6T30 | 1365 | 1 | 3.0750 | 5,000,000.00 | 4,935,937.50 | 55,520.84 | | 2,547.50 |
| | | | 451 | 100 | 4.6380 | 4,952,181.67 | 98.71875000000 | | SUNGARD | |
| A 34641 | FHLB-BA 01/11/06 11/27/06 | 3133MU2L8 | 1365 | 1 | 3.0500 | 2,500,000.00 | 2,467,187.50 | 26,263.88 | | 2,087.50 |
| | | | 40 | 100 | 4.6880 | 2,474,419.44 | 98.68750000000 | | SUNGARD | |
| A 34328 | FHLB-CITIG 05/12/05 11/28/06 | 3133MJNC0 | 1365 | 1 | 4.5000 | 5,000,000.00 | 4,976,562.50 | 76,875.00 | | |
| | | | 132 | 100 | 3.8430 | 5,048,700.00 | 99.53125000000 | | SUNGARD | -72,137.50 |
| A 34633 | FHLB-GILFD 01/05/06 11/29/06 | 3133X9L57 | 1365 | 1 | 3.2000 | 2,800,000.00 | 2,765,000.00 | 30,364.44 | | |
| | | | 186 | 100 | 4.6300 | 2,773,988.00 | 98.75000000000 | | SUNGARD | -28.00 |
| A 34642 | FHLB-BA 01/11/06 11/29/06 | 3133X9L57 | 1365 | 1 | 3.2000 | 2,875,000.00 | 2,839,062.50 | 31,177.77 | | 718.75 |
| | | | 40 | 100 | 4.6860 | 2,849,077.08 | 98.75000000000 | | SUNGARD | |
| A 34370 | FHLB-GILFD 06/17/05 11/30/06 | 3133XBVC6 | 1365 | 1 | 3.7500 | 5,000,000.00 | 4,954,687.50 | 63,020.83 | | |
| | | | 186 | 100 | 3.8570 | 4,992,309.50 | 99.09375000000 | | SUNGARD | -37,622.00 |
| A 34655 | FHLB-GILFD 01/24/06 12/01/06 | 3133XBV93 | 1365 | 1 | 3.8750 | 5,000,000.00 | 4,959,375.00 | 64,583.34 | | |
| | | | 186 | 100 | 4.6820 | 4,994,959.31 | 99.18750000000 | | SUNGARD | -7,060.00 |
| A 33774 | FHLB-FTB 01/15/04 12/22/06 | 31339XQY3 | 1365 | 1 | 2.3100 | 5,000,000.00 | 4,900,000.00 | 2,566.67 | | |
| | | | 184 | 100 | 2.4330 | 4,982,623.85 | 98.00000000000 | | SUNGARD | -82,623.85 |
| A 34630 | FHLB-GILFD 01/05/06 12/22/06 | 3133XB7G4 | 1365 | 1 | 3.8000 | 5,000,000.00 | 4,953,125.00 | 52,250.00 | | |
| | | | 186 | 100 | 4.6100 | 4,969,011.11 | 99.06250000000 | | SUNGARD | -9,025.00 |
| A 33539 | FHLB-BOCM 07/09/03 01/09/07 | 31339XYP3 | 1365 | 1 | 2.0000 | 5,000,000.00 | 4,882,812.50 | 22,777.78 | | |
| | | | 42 | 100 | 2.0000 | 5,000,000.00 | 97.65625000000 | | SUNGARD | -117,187.50 |
| A 33770 | FHLB-FTB 01/16/04 01/09/07 | 31339XYP3 | 1365 | 1 | 2.0000 | 5,000,000.00 | 4,882,812.50 | 22,777.78 | | |
| | | | 184 | 100 | 2.4930 | 4,929,600.00 | 97.65625000000 | | SUNGARD | -46,787.50 |
| A 34684 | FHLB-BA 02/16/06 01/10/07 | 3133XAAH0 | 1365 | 1 | 3.4500 | 4,200,000.00 | 4,147,500.00 | 32,602.50 | | 1,764.00 |
| | | | 40 | 100 | 4.9310 | 4,160,226.00 | 98.75000000000 | | SUNGARD | |

1

CITY OF SAN JOSE
TREASURY DIVISION
INVESTMENT INVENTORY WITH MARKET VALUE

PAGE: 4

(RPTMKT)

RUN: 04/24/06 09:34:10

INVESTMENTS OUTSTANDING AS OF 03/31/06
MAJOR SORT KEY IS FUND

| INVEST NUMBER | DESCRIPTION PURCHASE MATURITY DATE | CUSIP | BANK BROK | FUND SAFE | CPN RATE YTM TR | PAR/SHARES BOOK | MARKET VALUE MARKET PRICE | CURR PRICE | ACCR INT SOURCE | UNREALIZED GAIN UNREALIZED LOSS |
|---------------|------------------------------------|-----------|-----------|-----------|-----------------|-----------------|---------------------------|------------|-----------------|---------------------------------|
| A 34275 | FHLB-FTB 04/19/05 01/16/07 | 31339Y3H3 | 1365 | 1 | 2.1250 | 4,000,000.00 | 3,907,500.00 | 17,708.33 | | 15,620.00 |
| | | | 184 | 100 | 3.7410 | 3,891,880.00 | 97.68750000000 | | SUNGARD | |
| A 34564 | FHLB-CSFB 11/15/05 01/23/07 | 3133XCKF9 | 1365 | 1 | 4.0000 | 5,000,000.00 | 4,954,687.50 | 37,777.78 | | |
| | | | 180 | 100 | 4.7100 | 4,959,100.00 | 99.09375000000 | | SUNGARD | -4,412.50 |
| A 34654 | FHLB-GILFD 01/24/06 01/23/07 | 3133XEHL6 | 1365 | 1 | 4.6250 | 10,000,000.00 | 9,959,375.00 | 87,361.11 | | |
| | | | 186 | 100 | 4.6900 | 9,995,034.72 | 99.59375000000 | | SUNGARD | -34,375.00 |
| A 33775 | FHLB-FTB 01/16/04 02/06/07 | 31339YZ47 | 1365 | 1 | 2.6500 | 5,000,000.00 | 4,898,437.50 | 20,243.06 | | |
| | | | 184 | 100 | 2.4940 | 5,022,750.00 | 97.96875000000 | | SUNGARD | -124,312.50 |
| A 33824 | FHLB-WF 02/20/04 02/15/07 | 3133MW2K6 | 1365 | 1 | 2.8750 | 2,550,000.00 | 2,501,390.63 | 9,367.71 | | |
| | | | 451 | 100 | 2.4770 | 2,579,019.00 | 98.09375000000 | | SUNGARD | -77,628.37 |
| A 34233 | FHLB-GILFD 03/24/05 02/15/07 | 3133XAN60 | 1365 | 1 | 3.3750 | 4,420,000.00 | 4,355,081.25 | 19,061.25 | | |
| | | | 186 | 100 | 4.0760 | 4,363,930.97 | 98.53125000000 | | SUNGARD | -8,849.72 |
| A 34251 | FHLB-UBC 04/06/05 02/15/07 | 3133MLRJ6 | 1365 | 1 | 4.8750 | 5,340,000.00 | 5,326,650.00 | 33,263.75 | | |
| | | | 445 | 100 | 3.9590 | 5,426,561.40 | 99.75000000000 | | SUNGARD | -99,911.40 |
| A 34263 | FHLB-GILFD 04/13/05 02/15/07 | 3133XAN60 | 1365 | 1 | 3.3750 | 2,000,000.00 | 1,970,625.00 | 8,625.00 | | |
| | | | 186 | 100 | 3.9380 | 1,980,129.40 | 98.53125000000 | | SUNGARD | -9,504.40 |
| A 34323 | FHLB-UBC 05/10/05 02/15/07 | 3133XAN60 | 1365 | 1 | 3.3750 | 3,000,000.00 | 2,955,937.50 | 12,937.50 | | |
| | | | 445 | 100 | 3.9100 | 2,972,730.00 | 98.53125000000 | | SUNGARD | -16,792.50 |
| A 34567 | FHLB-UBC 11/15/05 02/15/07 | 3133MMXX6 | 1365 | 1 | 5.3750 | 5,000,000.00 | 5,009,375.00 | 34,340.28 | | |
| | | | 445 | 100 | 4.6910 | 5,040,650.00 | 100.18750000000 | | SUNGARD | -31,275.00 |
| A 34631 | FHLB-GILFD 01/05/06 02/15/07 | 3133MW2K6 | 1365 | 1 | 2.8750 | 4,000,000.00 | 3,923,750.00 | 14,694.44 | | |
| | | | 186 | 100 | 4.6210 | 3,925,080.00 | 98.09375000000 | | SUNGARD | -1,330.00 |
| A 34689 | FHLB-BA 02/23/06 02/15/07 | 3133XENR6 | 1365 | 1 | 4.8000 | 1,830,000.00 | 1,824,853.13 | 9,760.00 | | |
| | | | 40 | 100 | 4.9700 | 1,827,560.00 | 99.71875000000 | | SUNGARD | -2,218.87 |
| A 34707 | FHLB-BA 03/08/06 02/23/07 | 3133XAGY7 | 1365 | 1 | 3.3750 | 570,000.00 | 561,271.88 | 2,030.62 | | 220.88 |
| | | | 40 | 100 | 5.0720 | 561,852.56 | 98.46875000000 | | SUNGARD | |
| A 34711 | FHLB-BA 03/14/06 02/23/07 | 3133XAGY7 | 1365 | 1 | 3.3750 | 220,000.00 | 216,631.25 | 783.76 | | |
| | | | 40 | 100 | 5.0570 | 217,067.13 | 98.46875000000 | | SUNGARD | -2.75 |
| A 34691 | FHLB-BA 02/27/06 02/27/07 | 3133XEUQ0 | 1365 | 1 | 4.8750 | 17,255,000.00 | 17,211,862.50 | 79,444.90 | | |
| | | | 40 | 100 | 4.9770 | 17,238,090.10 | 99.75000000000 | | SUNGARD | -26,227.60 |
| A 34706 | FHLB-BA 03/07/06 02/27/07 | 3133XEUQ0 | 1365 | 1 | 4.8750 | 3,430,000.00 | 3,421,425.00 | 15,792.29 | | |
| | | | 40 | 100 | 5.0590 | 3,428,676.59 | 99.75000000000 | | SUNGARD | -2,606.80 |
| A 33827 | FHLB-BOCM 02/27/04 02/28/07 | 3133X42R1 | 1365 | 1 | 2.8350 | 5,540,000.00 | 5,429,200.00 | 14,397.08 | | |
| | | | 42 | 100 | 2.7200 | 5,558,226.60 | 98.00000000000 | | SUNGARD | -129,026.60 |
| A 34699 | FHLB-MISCH 03/02/06 03/01/07 | 3133XEVS5 | 1365 | 1 | 4.8750 | 5,000,000.00 | 4,987,500.00 | 20,312.50 | | |
| | | | 320 | 100 | 4.9870 | 4,995,272.88 | 99.75000000000 | | SUNGARD | -7,095.80 |
| A 34696 | FHLB-CALL-WF 03/02/06 03/02/07 | 3133XEQ77 | 1365 | 1 | 5.0000 | 5,000,000.00 | 4,989,062.50 | 20,138.89 | | |
| | | | 451 | 100 | 5.0000 | 5,000,000.00 | 99.78125000000 | | SUNGARD | -10,937.50 |
| A 33838 | FHLB-GILFD 03/11/04 03/16/07 | 31339XCA0 | 1365 | 1 | 2.4000 | 1,390,000.00 | 1,354,815.63 | 1,390.00 | | |
| | | | 186 | 100 | 2.1710 | 1,399,235.52 | 97.46875000000 | | SUNGARD | -44,419.89 |
| A 34050 | FHLB-GILFD 11/03/04 03/23/07 | 3133X5L30 | 1365 | 1 | 2.4500 | 5,385,000.00 | 5,250,375.00 | 2,565.35 | | |
| | | | 186 | 100 | 2.9500 | 5,323,251.81 | 97.50000000000 | | SUNGARD | -72,876.81 |
| A 34272 | FHLB-MISCH 04/19/05 03/23/07 | 3133X5L30 | 1365 | 1 | 2.4500 | 5,000,000.00 | 4,875,000.00 | 2,381.94 | | |
| | | | 320 | 100 | 3.7700 | 4,878,300.00 | 97.50000000000 | | SUNGARD | -3,300.00 |
| A 34278 | FHLB-MISCH 04/20/05 03/23/07 | 3133X5L30 | 1365 | 1 | 2.4500 | 5,000,000.00 | 4,875,000.00 | 2,381.94 | | 1,150.00 |
| | | | 320 | 100 | 3.8210 | 4,873,850.00 | 97.50000000000 | | SUNGARD | |
| A 34305 | FHLB-GILFD 05/02/05 04/16/07 | 31339Y3A8 | 1365 | 1 | 2.2150 | 3,925,000.00 | 3,810,929.69 | 18,112.24 | | 10,595.93 |
| | | | 186 | 100 | 3.9180 | 3,800,333.76 | 97.09375000000 | | SUNGARD | |

1

CITY OF SAN JOSE
TREASURY DIVISION
INVESTMENT INVENTORY WITH MARKET VALUE

PAGE: 5

(RPTMKT)

RUN: 04/24/06 09:34:10

INVESTMENTS OUTSTANDING AS OF 03/31/06
MAJOR SORT KEY IS FUND

| INVEST NUMBER | DESCRIPTION PURCHASE MATURITY DATE | CUSIP | BANK BROK | FUND SAFE | CPN RATE YTM TR | PAR/SHARES BOOK | MARKET VALUE MARKET PRICE | CURR ACCR PRICE | INT SOURCE | UNREALIZED GAIN UNREALIZED LOSS |
|---------------|------------------------------------|-----------|-----------|-----------|-----------------|-----------------|---------------------------|-----------------|------------|---------------------------------|
| A 34324 | FHLB-MISCH 05/10/05 04/16/07 | 3133MYD61 | 1365 | 1 | 2.7800 | 5,000,000.00 | 4,882,812.50 | 63,708.33 | SUNGARD | -10,605.86 |
| A 34701 | FHLB-WF 03/03/06 04/16/07 | 3133XDGL9 | 1365 | 1 | 4.2500 | 5,000,000.00 | 4,956,250.00 | 105,069.45 | SUNGARD | -2,550.00 |
| A 34730 | FHLB-GILFD 03/30/06 04/16/07 | 3133XDGL9 | 1365 | 1 | 4.2500 | 5,000,000.00 | 4,956,250.00 | 105,069.45 | SUNGARD | -350.00 |
| A 34247 | FHLB-MISCH 04/04/05 04/23/07 | 31339YJS2 | 1365 | 1 | 2.4200 | 2,000,000.00 | 2,000,000.00 | 21,242.22 | SUNGARD | 6,520.00 |
| A 34728 | FHLB-CITIG 03/28/06 05/11/07 | 3133XDN72 | 1365 | 1 | 4.5000 | 5,000,000.00 | 4,965,625.00 | 93,750.00 | SUNGARD | -4,125.00 |
| A 33788 | FHLB-MISCH 01/22/04 05/15/07 | 3133MYRR0 | 1365 | 1 | 2.6250 | 5,000,000.00 | 4,865,625.00 | 49,583.33 | SUNGARD | -129,025.00 |
| A 33896 | FHLB-UBC 05/13/04 05/15/07 | 3133X6ZJ8 | 1365 | 1 | 3.1250 | 5,000,000.00 | 4,892,187.50 | 59,027.78 | SUNGARD | -50,882.80 |
| A 34124 | FHLB-WF 01/07/05 05/15/07 | 3133X7C51 | 1365 | 1 | 3.5000 | 3,790,000.00 | 3,923,675.00 | 50,112.22 | SUNGARD | -67,822.05 |
| A 34248 | FHLB-WF 04/04/05 05/15/07 | 3133MNPQ8 | 1365 | 1 | 4.8750 | 2,080,000.00 | 2,074,150.00 | 38,306.67 | SUNGARD | -42,514.16 |
| A 34304 | FHLB-JPM 05/02/05 05/15/07 | 3133X7C51 | 1365 | 1 | 3.5000 | 5,000,000.00 | 4,912,500.00 | 66,111.11 | SUNGARD | -47,900.00 |
| A 34619 | FHLB-CITIG 12/29/05 05/17/07 | 3133X6V37 | 1365 | 1 | 3.2500 | 3,525,000.00 | 3,453,398.44 | 42,642.71 | SUNGARD | -4,591.31 |
| A 34350 | FHLB-GILFD 06/02/05 06/08/07 | 3133XBSU0 | 1365 | 1 | 3.8750 | 5,000,000.00 | 4,928,125.00 | 60,815.97 | SUNGARD | -84,843.50 |
| A 34382 | FHLB-ZFNB 06/23/05 06/08/07 | 3133XBSU0 | 1365 | 1 | 3.8750 | 10,000,000.00 | 9,856,250.00 | 121,631.94 | SUNGARD | -149,150.00 |
| A 33840 | FHLB-MISCH 03/12/04 06/19/07 | 31339XKZ6 | 1365 | 1 | 2.4000 | 2,500,000.00 | 2,421,093.75 | 17,000.00 | SUNGARD | -89,442.39 |
| A 33778 | FHLB-MISCH 01/20/04 08/06/07 | 3133MYFS1 | 1365 | 1 | 2.9700 | 5,000,000.00 | 4,862,500.00 | 22,687.50 | SUNGARD | -171,650.00 |
| A 33651 | FHLB-WF 10/15/03 08/15/07 | 3133MQUV4 | 1365 | 1 | 3.7500 | 5,000,000.00 | 4,910,937.50 | 23,958.33 | SUNGARD | -196,362.50 |
| A 33670 | FHLB-WF 11/04/03 08/15/07 | 3133X0E88 | 1365 | 1 | 3.1250 | 5,000,000.00 | 4,870,312.50 | 19,965.28 | SUNGARD | -107,387.50 |
| A 33694 | FHLB-BOCM 11/20/03 08/15/07 | 3133X0E88 | 1365 | 1 | 3.1250 | 5,850,000.00 | 5,698,265.63 | 23,359.38 | SUNGARD | -164,428.87 |
| A 33700 | FHLB-WF 11/21/03 08/15/07 | 3133X0E88 | 1365 | 1 | 3.1250 | 5,000,000.00 | 4,870,312.50 | 19,965.28 | SUNGARD | -132,137.50 |
| A 33776 | FHLB-WF 01/16/04 08/15/07 | 3133X0E88 | 1365 | 1 | 3.1250 | 1,500,000.00 | 1,461,093.75 | 5,989.58 | SUNGARD | -57,881.25 |
| A 34581 | FHLB-GILFD 11/29/05 08/15/07 | 3133XCWV0 | 1365 | 1 | 4.2500 | 5,000,000.00 | 4,943,750.00 | 27,152.78 | SUNGARD | -22,650.00 |
| A 34580 | FHLB-GILFD 11/29/05 09/14/07 | 3133XCS95 | 1365 | 1 | 4.2500 | 10,000,000.00 | 9,881,250.00 | 20,069.44 | SUNGARD | -47,640.00 |
| A 33696 | FHLB-WF 12/17/03 09/17/07 | 3133X2KP9 | 1365 | 1 | 3.2500 | 5,000,000.00 | 4,870,312.50 | 46,944.44 | SUNGARD | -129,687.50 |
| A 34579 | FHLB-UBC 11/29/05 10/15/07 | 3133X5TF5 | 1365 | 1 | 2.7700 | 5,000,000.00 | 4,829,687.50 | 63,863.89 | SUNGARD | -1,662.50 |

1

CITY OF SAN JOSE
TREASURY DIVISION
INVESTMENT INVENTORY WITH MARKET VALUE

PAGE: 6

(RPTMKT)

RUN: 04/24/06 09:34:10

INVESTMENTS OUTSTANDING AS OF 03/31/06
MAJOR SORT KEY IS FUND

| INVEST NUMBER | DESCRIPTION PURCHASE MATURITY DATE | CUSIP | BANK BROK | FUND SAFE | CPN RATE YTM TR | PAR/SHARES BOOK | MARKET VALUE MARKET PRICE | CURR ACCR INT PRICE SOURCE | UNREALIZED GAIN UNREALIZED LOSS |
|--|---------------------------------------|-----------|-----------|-----------|--------------------|--------------------|------------------------------|-------------------------------|------------------------------------|
| A 33695 | FHLB-CITIG 11/20/03 11/15/07 | 3133MTQB7 | 1365 | 1 | 3.5000 | 5,000,000.00 | 4,876,562.50 | 66,111.11 | |
| | | | 132 | 100 | 3.1600 | 5,063,200.00 | 97.53125000000 | SUNGARD | -186,637.50 |
| A 34153 | FHLB-JPM 01/21/05 11/15/07 | 3133MTQB7 | 1365 | 1 | 3.5000 | 10,000,000.00 | 9,753,125.00 | 132,222.22 | |
| | | | 325 | 100 | 3.5620 | 9,983,164.79 | 97.53125000000 | SUNGARD | -230,039.79 |
| A 33819 | FHLB-CALL-WF 03/18/04 12/18/07 | 3133X4EJ6 | 1365 | 1 | 3.3000 | 5,000,000.00 | 4,854,687.50 | 5,958.33 | |
| | | | 451 | 100 | 3.3000 | 5,000,000.00 | 97.09375000000 | SUNGARD | -145,312.50 |
| A 33841 | FHLB-WF 03/29/04 12/28/07 | 3133X5BH0 | 1365 | 1 | 2.7500 | 2,000,000.00 | 1,923,125.00 | 14,208.33 | |
| | | | 451 | 100 | 2.7500 | 2,000,000.00 | 96.15625000000 | SUNGARD | -76,875.00 |
| A 33854 | FHLB-CALL-WF 03/29/04 12/28/07 | 3133X5M21 | 1365 | 1 | 3.0000 | 5,000,000.00 | 4,828,125.00 | 1,250.00 | |
| | | | 451 | 100 | 3.0010 | 5,000,000.00 | 96.56250000000 | SUNGARD | -171,875.00 |
| A 34127 | FHLB-CALL-JPM 01/14/05 01/14/08 | 3133XACC9 | 1365 | 1 | 4.0000 | 5,000,000.00 | 4,907,812.50 | 42,777.78 | |
| | | | 325 | 100 | 4.0000 | 5,000,000.00 | 98.15625000000 | SUNGARD | -92,187.50 |
| A 34180 | FHLB-CALL-JPM 02/02/05 01/28/08 | 3133XAGT8 | 1365 | 1 | 4.0000 | 5,000,000.00 | 4,904,687.50 | 35,000.00 | |
| | | | 325 | 100 | 4.0170 | 4,997,550.00 | 98.09375000000 | SUNGARD | -92,862.50 |
| A 33789 | FHLB-GILFD 01/22/04 05/15/08 | 31339X5V2 | 1365 | 1 | 2.6250 | 5,000,000.00 | 4,923,812.50 | 49,583.33 | |
| | | | 186 | 100 | 3.1090 | 4,902,886.35 | 95.15625000000 | SUNGARD | -145,073.85 |
| A 33790 | FHLB-WF 01/22/04 05/15/08 | 31339X5V2 | 1365 | 1 | 2.6250 | 1,000,000.00 | 951,562.50 | 9,916.67 | |
| | | | 451 | 100 | 3.1150 | 980,339.00 | 95.15625000000 | SUNGARD | -28,776.50 |
| A 33549 | FHLB-CALL-WF 07/22/03 07/22/08 | 31339YD33 | 1365 | 1 | 3.1000 | 15,000,000.00 | 14,367,187.50 | 89,125.00 | |
| | | | 451 | 100 | 3.1000 | 15,000,000.00 | 95.78125000000 | SUNGARD | -632,812.50 |
| A 33564 | FHLB-CALL-WF 07/23/03 07/23/08 | 31339YFF4 | 1365 | 1 | 3.2000 | 10,000,000.00 | 9,600,000.00 | 60,444.44 | |
| | | | 451 | 100 | 3.2000 | 10,000,000.00 | 96.00000000000 | SUNGARD | -400,000.00 |
| A 33894 | FHLB-GILFD 05/10/04 08/15/08 | 3133X0LJ6 | 1365 | 1 | 3.7500 | 5,000,000.00 | 4,851,562.50 | 23,958.33 | |
| | | | 186 | 100 | 4.1810 | 4,916,389.56 | 97.03125000000 | SUNGARD | -64,827.06 |
| A 33801 | FHLB-CSFB 01/29/04 11/14/08 | 3133X2BZ7 | 1365 | 1 | 3.6250 | 5,200,000.00 | 5,013,125.00 | 71,211.11 | |
| | | | 180 | 100 | 3.5570 | 5,215,184.00 | 96.40625000000 | SUNGARD | -202,059.00 |
| A 33675 | FHLB-CALL-FTB 11/28/03 11/28/08 | 3133X2E92 | 1365 | 1 | 4.1000 | 5,000,000.00 | 4,879,687.50 | 70,041.67 | |
| | | | 184 | 100 | 4.1000 | 5,000,000.00 | 97.59375000000 | SUNGARD | -120,312.50 |
| A 33717 | FHLB-CALL-CITIG 12/16/03 12/16/08 | 3133X2R56 | 1365 | 1 | 4.0000 | 5,000,000.00 | 4,864,062.50 | 58,333.33 | |
| | | | 132 | 100 | 4.0000 | 5,000,000.00 | 97.28125000000 | SUNGARD | -135,937.50 |
| A 34207 | FHLB-WF 02/25/05 02/13/09 | 3133XAN52 | 1365 | 1 | 3.8750 | 5,000,000.00 | 4,837,500.00 | 24,756.94 | |
| | | | 451 | 100 | 4.0750 | 4,963,550.00 | 96.75000000000 | SUNGARD | -126,050.00 |
| A 33796 | FHLB-CALL-CITIG 02/27/04 02/27/09 | 3133X3S61 | 1365 | 1 | 4.0000 | 5,000,000.00 | 4,846,875.00 | 18,888.89 | |
| | | | 132 | 100 | 4.0000 | 5,000,000.00 | 96.93750000000 | SUNGARD | -153,125.00 |
| A 33987 | FHLB-CALL-MISCH 09/10/04 02/27/09 | 3133MYNV5 | 1365 | 1 | 4.0000 | 5,000,000.00 | 4,848,437.50 | 68,888.89 | |
| | | | 320 | 100 | 4.0540 | 4,989,050.00 | 96.96875000000 | SUNGARD | -140,612.50 |
| A 33865 | FHLB-CALL-WF 04/30/04 04/30/09 | 3133X65L6 | 1365 | 1 | 4.1250 | 3,005,000.00 | 2,916,728.13 | 51,992.76 | |
| | | | 451 | 100 | 4.1250 | 3,005,000.00 | 97.06250000000 | SUNGARD | -88,271.87 |
| A 33866 | FHLB-CALL-WF 04/30/04 04/30/09 | 3133X6AW6 | 1365 | 1 | 4.1500 | 2,000,000.00 | 1,942,500.00 | 34,813.89 | |
| | | | 451 | 100 | 4.1500 | 2,000,000.00 | 97.12500000000 | SUNGARD | -57,500.00 |
| SUBTOTAL (Inv Type) 22 FEDERAL HOME LOAN BANKS 55.24%(M) | | | | | 3.4062 | 601,340,000.00 | 592,044,137.54 | 4,512,631.15 | 247,663.38 |
| | | | | | 3.7163 | 599,369,222.79 | 98.45414200000 | | -7,121,656.49 |
| A 33870 | FNMA-BOCM 04/15/04 04/15/06 | 31359MQZ9 | 1365 | 1 | 2.1250 | 5,000,000.00 | 4,995,312.50 | 48,993.06 | 5,612.50 |
| | | | 42 | 100 | 2.2310 | 4,989,700.00 | 99.90625000000 | SUNGARD | |

1

CITY OF SAN JOSE
TREASURY DIVISION
INVESTMENT INVENTORY WITH MARKET VALUE

PAGE: 7

(RPTMKT)

RUN: 04/24/06 09:34:10

INVESTMENTS OUTSTANDING AS OF 03/31/06
MAJOR SORT KEY IS FUND

| INVEST NUMBER | DESCRIPTION PURCHASE MATURITY DATE | CUSIP | BANK BROK | FUND SAFE | CPN RATE YTM TR | PAR/SHARES BOOK | MARKET VALUE MARKET PRICE | CURR ACCR INT PRICE SOURCE | UNREALIZED GAIN UNREALIZED LOSS |
|---|---------------------------------------|-----------|-----------|-----------|--------------------|--------------------|------------------------------|-------------------------------|------------------------------------|
| A 33663 | FNMA-WF 10/28/03 10/24/06 | 3136F4PP3 | 1365 | 1 | 2.7500 | 5,000,000.00 | 4,934,375.00 | 59,965.28 | |
| | | | 451 | 100 | 2.7500 | 5,000,000.00 | 98.6875000000 | SUNGARD | -65,625.00 |
| A 33859 | FNMA-MISCH 03/30/04 11/28/06 | 3136F3UD6 | 1365 | 1 | 2.5000 | 2,965,000.00 | 2,914,965.63 | 25,326.04 | |
| | | | 320 | 100 | 2.1030 | 2,995,266.68 | 98.3125000000 | SUNGARD | -80,301.05 |
| A 33847 | FNMA-GILFD 03/18/04 12/12/06 | 3136F3VL7 | 1365 | 1 | 2.2500 | 5,000,000.00 | 4,903,125.00 | 34,062.50 | |
| | | | 186 | 100 | 2.0880 | 5,021,405.20 | 98.0625000000 | SUNGARD | -118,280.20 |
| A 33711 | FNMA-CALL-CITIG 12/15/03 12/15/06 | 3136F4A79 | 1365 | 1 | 3.0700 | 5,000,000.00 | 4,917,187.50 | 45,197.22 | |
| | | | 132 | 100 | 3.0700 | 5,000,000.00 | 98.3437500000 | SUNGARD | -82,812.50 |
| A 33715 | FNMA-CALL-UBC 12/15/03 12/15/06 | 3136F4A79 | 1365 | 1 | 3.0700 | 5,000,000.00 | 4,917,187.50 | 45,197.22 | |
| | | | 445 | 100 | 3.0700 | 5,000,000.00 | 98.3437500000 | SUNGARD | -82,812.50 |
| A 33772 | FNMA-UBS 01/16/04 12/19/06 | 3136F3WB8 | 1365 | 1 | 2.4500 | 5,000,000.00 | 4,907,812.50 | 34,708.33 | |
| | | | 441 | 100 | 2.4560 | 4,999,100.00 | 98.1562500000 | SUNGARD | -91,287.50 |
| A 33767 | FNMA-GILFD 01/15/04 12/26/06 | 3136F3YX8 | 1365 | 1 | 2.1000 | 5,000,000.00 | 4,892,187.50 | 27,708.33 | |
| | | | 186 | 100 | 2.4240 | 4,954,150.00 | 97.8437500000 | SUNGARD | -61,962.50 |
| A 33849 | FNMA-UBC 03/22/04 12/29/06 | 3136F3G91 | 1365 | 1 | 2.1250 | 650,000.00 | 635,984.38 | 3,529.86 | |
| | | | 445 | 100 | 2.1090 | 650,266.50 | 97.8437500000 | SUNGARD | -14,282.12 |
| A 33677 | FNMA-UBC 11/10/03 01/24/07 | 3136F2G44 | 1365 | 1 | 3.2000 | 5,000,000.00 | 4,923,437.50 | 29,777.78 | |
| | | | 445 | 100 | 3.1990 | 5,000,000.00 | 98.4687500000 | SUNGARD | -76,562.50 |
| A 34002 | FNMA-GILFD 09/28/04 09/07/07 | 3136F6BF5 | 1365 | 1 | 3.3750 | 5,000,000.00 | 4,881,250.00 | 11,250.00 | |
| | | | 186 | 100 | 3.3970 | 4,996,875.00 | 97.6250000000 | SUNGARD | -115,625.00 |
| A 33785 | FNMA-UBS 01/22/04 01/02/08 | 3136F3J56 | 1365 | 1 | 2.6200 | 5,000,000.00 | 4,795,312.50 | 32,386.11 | |
| | | | 441 | 100 | 3.0000 | 4,929,750.00 | 95.9062500000 | SUNGARD | -134,437.50 |
| A 33665 | FNMA-WF 10/29/03 03/17/08 | 3136F3CT1 | 1365 | 1 | 3.2500 | 5,500,000.00 | 5,316,093.75 | 6,951.39 | |
| | | | 451 | 100 | 3.3860 | 5,469,640.00 | 96.6562500000 | SUNGARD | -153,546.25 |
| A 33786 | FNMA-GILFD 01/22/04 03/17/08 | 3136F3CT1 | 1365 | 1 | 3.2500 | 5,000,000.00 | 4,832,812.50 | 6,319.44 | |
| | | | 186 | 100 | 3.0820 | 5,032,377.11 | 96.6562500000 | SUNGARD | -199,564.61 |
| A 33545 | FNMA-UBC 06/30/03 06/30/08 | 3136F3C87 | 1365 | 1 | 2.7500 | 15,000,000.00 | 14,268,750.00 | 104,270.83 | |
| | | | 445 | 100 | 2.7500 | 15,000,000.00 | 95.1250000000 | SUNGARD | -731,250.00 |
| A 33797 | FNMA-BOCM 01/29/04 08/15/08 | 31359MSQ7 | 1365 | 1 | 3.2500 | 5,000,000.00 | 4,801,562.50 | 20,763.89 | |
| | | | 42 | 100 | 3.1590 | 5,019,150.00 | 96.0312500000 | SUNGARD | -217,587.50 |
| A 33798 | FNMA-MISCH 01/29/04 12/15/08 | 31359MTR4 | 1365 | 1 | 3.3750 | 5,000,000.00 | 4,787,500.00 | 49,687.50 | |
| | | | 320 | 100 | 3.2920 | 5,018,400.00 | 95.7500000000 | SUNGARD | -230,900.00 |
| A 33800 | FNMA-CITIG 01/29/04 12/15/08 | 31359MTR4 | 1365 | 1 | 3.3750 | 5,000,000.00 | 4,787,500.00 | 49,687.50 | |
| | | | 132 | 100 | 3.5730 | 4,955,900.00 | 95.7500000000 | SUNGARD | -168,400.00 |
| A 33877 | FNMA-WF 04/29/04 04/29/09 | 3136F5UT6 | 1365 | 1 | 4.0000 | 5,000,000.00 | 4,842,187.50 | 84,444.44 | |
| | | | 451 | 100 | 4.0000 | 5,000,000.00 | 96.8437500000 | SUNGARD | -157,812.50 |
| A 33983 | FNMA-CALL-GILFD 09/30/04 09/30/09 | 3136F6DQ9 | 1365 | 1 | 4.5000 | 4,795,000.00 | 4,679,620.31 | 599.38 | |
| | | | 186 | 100 | 4.5040 | 4,794,250.78 | 97.5937500000 | SUNGARD | -114,630.47 |
| SUBTOTAL (Inv Type) 23 FEDERAL NAT MORTGAGE AS 9.42%(M) | | | | | 2.9914 | 103,910,000.00 | 100,934,164.07 | 720,826.10 | 5,612.50 |
| | | | | | 3.0121 | 103,826,231.27 | 97.1361410000 | | -2,897,679.70 |
| A 33880 | FPCB-MISCH 04/20/04 04/05/06 | 31331TYY1 | 1365 | 1 | 1.7000 | 5,000,000.00 | 4,998,437.50 | 41,555.56 | 51,515.25 |
| | | | 320 | 100 | 2.2570 | 4,946,922.25 | 99.9687500000 | SUNGARD | |
| A 33881 | FPCB-GILFD 04/20/04 04/19/06 | 31331TC33 | 1365 | 1 | 2.0000 | 6,635,000.00 | 6,626,706.25 | 59,715.00 | 22,899.08 |
| | | | 186 | 100 | 2.2420 | 6,603,807.17 | 99.8750000000 | SUNGARD | |

1

CITY OF SAN JOSE
TREASURY DIVISION
INVESTMENT INVENTORY WITH MARKET VALUE

PAGE: 8

(RPTMKT)

RUN: 04/24/06 09:34:10

INVESTMENTS OUTSTANDING AS OF 03/31/06
MAJOR SORT KEY IS FUND

| INVEST NUMBER | DESCRIPTION PURCHASE MATURITY DATE | CUSIP | BANK BROK | FUND SAFE | CPN RATE YTM TR | PAR/SHARES BOOK | MARKET VALUE MARKET PRICE | CURR ACCR INT PRICE SOURCE | UNREALIZED GAIN UNREALIZED LOSS |
|---|--------------------------------------|-----------|-----------|-----------|-----------------|-----------------|---------------------------|----------------------------|---------------------------------|
| A 32683 | FFCB-CSFB 06/20/01 06/15/06 | 31331LKB3 | 1365 | 1 | 5.5000 | 5,000,000.00 | 5,004,687.50 | 80,972.22 | |
| | | | 180 | 100 | 5.4010 | 5,021,270.00 | 100.0937500000 | SUNGARD | -16,582.50 |
| A 34138 | FFCB-UBC 01/12/05 10/02/06 | 31331TGN5 | 1365 | 1 | 2.3750 | 5,000,000.00 | 4,932,812.50 | 59,045.14 | 9,256.35 |
| | | | 445 | 100 | 3.2940 | 4,923,556.15 | 98.6562500000 | SUNGARD | |
| A 34035 | FFCB-GILFD 10/21/04 10/20/06 | 31331SDE0 | 1365 | 1 | 2.6250 | 5,000,000.00 | 4,932,812.50 | 58,697.92 | |
| | | | 186 | 100 | 2.7010 | 4,992,657.34 | 98.6562500000 | SUNGARD | -59,844.84 |
| A 34712 | FFCB-CITIG 03/15/06 11/24/06 | 31331TMB4 | 1365 | 1 | 2.7000 | 5,000,000.00 | 4,923,437.50 | 47,625.00 | 1,037.50 |
| | | | 132 | 100 | 5.0050 | 4,964,025.00 | 98.4687500000 | SUNGARD | |
| A 33730 | FFCB-MISCH 12/11/03 12/11/06 | 31331TML2 | 1365 | 1 | 2.9000 | 5,000,000.00 | 4,921,875.00 | 44,305.56 | |
| | | | 320 | 100 | 2.7690 | 5,018,700.00 | 98.4375000000 | SUNGARD | -96,825.00 |
| A 33782 | FFCB-WF 01/21/04 12/18/06 | 31331TNG2 | 1365 | 1 | 2.7500 | 4,315,000.00 | 4,242,184.38 | 33,950.66 | |
| | | | 451 | 100 | 2.4200 | 4,354,698.00 | 98.3125000000 | SUNGARD | -112,513.62 |
| A 34151 | FFCB-GILFD 01/21/05 01/05/07 | 31331SLD3 | 1365 | 1 | 3.3750 | 5,000,000.00 | 4,935,937.50 | 40,312.50 | |
| | | | 186 | 100 | 3.3480 | 5,002,525.00 | 98.7187500000 | SUNGARD | -66,587.50 |
| A 33851 | FFCB-UBC 03/23/04 01/16/07 | 31331QZ75 | 1365 | 1 | 2.2500 | 1,550,000.00 | 1,516,093.75 | 7,265.63 | |
| | | | 445 | 100 | 2.0500 | 1,558,416.50 | 97.8125000000 | SUNGARD | -42,322.75 |
| A 34566 | FFCB-UBC 11/15/05 03/22/07 | 31331SVC4 | 1365 | 1 | 3.8000 | 2,000,000.00 | 1,975,000.00 | 1,900.00 | |
| | | | 445 | 100 | 4.7400 | 1,975,560.00 | 98.7500000000 | SUNGARD | -560.00 |
| A 34277 | FFCB-MISCH 04/20/05 03/28/07 | 31331SUS0 | 1365 | 1 | 4.0000 | 5,000,000.00 | 4,945,312.50 | 1,666.67 | |
| | | | 320 | 100 | 3.7990 | 5,018,750.00 | 98.9062500000 | SUNGARD | -73,437.50 |
| A 34322 | FFCB-GILFD 05/10/05 03/28/07 | 31331SUS0 | 1365 | 1 | 4.0000 | 5,000,000.00 | 4,945,312.50 | 1,666.67 | |
| | | | 186 | 100 | 3.8870 | 5,010,164.50 | 98.9062500000 | SUNGARD | -64,852.00 |
| A 34565 | FFCB-UBC 11/15/05 03/28/07 | 31331SUS0 | 1365 | 1 | 4.0000 | 2,030,000.00 | 2,007,796.88 | 676.67 | |
| | | | 445 | 100 | 4.7400 | 2,010,207.50 | 98.9062500000 | SUNGARD | -2,410.62 |
| A 34279 | FFCB-GILFD 04/20/05 04/13/07 | 31331SUC5 | 1365 | 1 | 3.9000 | 5,000,000.00 | 4,939,062.50 | 91,000.00 | |
| | | | 186 | 100 | 3.8240 | 5,007,147.50 | 98.7812500000 | SUNGARD | -68,085.00 |
| A 34281 | FFCB-WF 04/26/05 04/26/07 | 31331SVK6 | 1365 | 1 | 3.7500 | 5,000,000.00 | 4,929,687.50 | 80,729.17 | |
| | | | 451 | 100 | 3.8600 | 4,989,500.00 | 98.5937500000 | SUNGARD | -59,812.50 |
| A 34157 | FFCB-WF 01/21/05 09/04/07 | 31331TVJ7 | 1365 | 1 | 2.7000 | 2,500,000.00 | 2,417,968.75 | 5,062.50 | |
| | | | 451 | 100 | 3.4670 | 2,452,325.00 | 96.7187500000 | SUNGARD | -34,356.25 |
| A 33853 | FFCB-CSFB 03/26/04 09/17/07 | 31331TYF2 | 1365 | 1 | 2.6250 | 5,000,000.00 | 4,831,250.00 | 5,104.17 | |
| | | | 180 | 100 | 2.3680 | 5,042,550.00 | 96.6250000000 | SUNGARD | -211,300.00 |
| A 33773 | FFCB-WF 02/09/04 11/09/07 | 31331TQP9 | 1365 | 1 | 3.0000 | 5,000,000.00 | 4,840,625.00 | 21,666.67 | |
| | | | 451 | 100 | 3.0000 | 5,000,000.00 | 96.8125000000 | SUNGARD | -159,375.00 |
| A 33787 | FFCB-MISCH 01/22/04 12/18/07 | 31331TNT4 | 1365 | 1 | 3.1000 | 5,000,000.00 | 4,839,062.50 | 44,347.22 | |
| | | | 320 | 100 | 2.9530 | 5,026,800.00 | 96.7812500000 | SUNGARD | -187,737.50 |
| A 33856 | FFCB-CALL-GILFD 03/29/04 03/17/08 | 31331TWHO | 1365 | 1 | 3.2400 | 3,000,000.00 | 2,897,812.50 | 3,780.00 | |
| | | | 186 | 100 | 3.2480 | 2,999,062.50 | 96.5937500000 | SUNGARD | -101,250.00 |
| A 34126 | FFCB-CALL-WF 01/10/05 11/30/09 | 31331SHJ5 | 1365 | 1 | 4.1500 | 2,150,000.00 | 2,074,750.00 | 29,989.51 | |
| | | | 451 | 100 | 4.2130 | 2,143,953.13 | 96.5000000000 | SUNGARD | -69,203.13 |
| SUBTOTAL (Inv Type) 27 FEDERAL FARM CREDIT BAN 8.65%(M) | | | | | 3.1610 | 94,180,000.00 | 92,678,625.01 | 761,034.44 | 84,708.18 |
| | | | | | 3.3685 | 94,062,597.54 | 98.4058450000 | | -1,427,055.71 |
| A 33503 | FHLMC-WF 06/04/03 12/04/06 | 3128X1GF8 | 1365 | 1 | 2.2500 | 10,000,000.00 | 9,812,500.00 | 73,125.00 | |
| | | | 451 | 100 | 2.2500 | 10,000,000.00 | 98.1250000000 | SUNGARD | -187,500.00 |

1

CITY OF SAN JOSE
 TREASURY DIVISION
 INVESTMENT INVENTORY WITH MARKET VALUE

PAGE: 9

(RPTMKT)

RUN: 04/24/06 09:34:10

INVESTMENTS OUTSTANDING AS OF 03/31/06
 MAJOR SORT KEY IS FUND

| INVEST NUMBER | DESCRIPTION PURCHASE MATURITY DATE | CUSIP | BANK BROK | FUND SAFE | CPN RATE YTM TR | PAR/SHARES BOOK | MARKET VALUE MARKET PRICE | CURR ACCR INT PRICE SOURCE | UNREALIZED GAIN UNREALIZED LOSS |
|--|---------------------------------------|-----------|--------------|--------------|--------------------|--------------------|------------------------------|-------------------------------|------------------------------------|
| A 34703 | FHLMC-BA 03/06/06 02/15/07 | 3134A4UN2 | 1365 | 1 | 2.3750 | 5,000,000.00 | 4,884,375.00 | 15,173.61 | 5,825.00 |
| | | | 40 | 100 | 5.0470 | 4,885,477.08 | 97.68750000000 | SUNGARD | |
| A 34708 | FHLMC-BA 03/09/06 03/15/07 | 3134A4NW0 | 1365 | 1 | 4.8750 | 2,125,000.00 | 2,119,687.50 | 4,604.17 | |
| | | | 40 | 100 | 5.0420 | 2,121,515.00 | 99.75000000000 | SUNGARD | -1,827.50 |
| A 34720 | FHLMC-CITIG 03/21/06 03/15/07 | 3134A4NW0 | 1365 | 1 | 4.8750 | 10,000,000.00 | 9,975,000.00 | 21,666.67 | |
| | | | 132 | 100 | 5.0420 | 9,992,225.00 | 99.75000000000 | SUNGARD | -9,100.00 |
| A 34722 | FHLMC-BA 03/21/06 03/15/07 | 3134A4NW0 | 1365 | 1 | 4.8750 | 560,000.00 | 558,600.00 | 1,213.33 | |
| | | | 40 | 100 | 5.0690 | 559,419.00 | 99.75000000000 | SUNGARD | -364.00 |
| A 34725 | FHLMC-BA 03/27/06 03/15/07 | 3128X4ED9 | 1365 | 1 | 3.7500 | 5,000,000.00 | 4,935,937.50 | 8,333.33 | |
| | | | 40 | 100 | 5.0100 | 4,947,450.00 | 98.71875000000 | SUNGARD | -5,262.50 |
| A 34731 | FHLMC-GILFD 03/30/06 03/15/07 | 3128X4ED9 | 1365 | 1 | 3.7500 | 5,000,000.00 | 4,935,937.50 | 8,333.33 | |
| | | | 186 | 100 | 5.1080 | 4,945,012.50 | 98.71875000000 | SUNGARD | -1,262.50 |
| A 34732 | FHLMC-CS 03/30/06 03/16/07 | 3128X2L60 | 1365 | 1 | 2.7000 | 5,000,000.00 | 4,885,937.50 | 5,625.00 | |
| | | | 179 | 100 | 5.0990 | 4,894,050.00 | 97.71875000000 | SUNGARD | -2,862.50 |
| A 34721 | FHLMC-CITIG 03/21/06 04/02/07 | 3128X4JX0 | 1365 | 1 | 4.1250 | 5,000,000.00 | 4,951,562.50 | 17,187.50 | |
| | | | 132 | 100 | 5.0370 | 4,966,258.33 | 99.03125000000 | SUNGARD | -3,237.50 |
| A 34733 | FHLMC-CITIG 03/30/06 04/02/07 | 3128X4JX0 | 1365 | 1 | 4.1250 | 3,184,000.00 | 3,153,155.00 | 10,945.00 | 517.40 |
| | | | 132 | 100 | 5.1430 | 3,163,217.77 | 99.03125000000 | SUNGARD | |
| A 34715 | FHLMC-GILFD 03/17/06 04/27/07 | 3128X3BP7 | 1365 | 1 | 3.0000 | 3,000,000.00 | 2,930,625.00 | 38,500.00 | |
| | | | 186 | 100 | 5.0040 | 2,970,710.00 | 97.68750000000 | SUNGARD | -5,085.00 |
| A 33517 | FHLMC-UBC 06/11/03 06/11/07 | 3128X1JN8 | 1365 | 1 | 2.4000 | 5,000,000.00 | 4,843,750.00 | 36,666.67 | |
| | | | 445 | 100 | 2.4000 | 5,000,000.00 | 96.87500000000 | SUNGARD | -156,250.00 |
| A 33508 | FHLMC-CALL-WF 05/30/03 05/30/08 | 3128X1HM2 | 1365 | 1 | 2.6500 | 5,000,000.00 | 4,754,687.50 | 44,534.72 | |
| | | | 451 | 100 | 2.6500 | 5,000,000.00 | 95.09375000000 | SUNGARD | -245,312.50 |
| SUBTOTAL (Inv Type) 30 FED HOME LOAN MORTGAGE 5.85%(M) | | | | | 3.3711 | 63,869,000.00 | 62,741,755.00 | 285,908.33 | 6,342.40 |
| | | | | | 4.2145 | 63,445,334.68 | 98.23506700000 | | -618,064.00 |
| A 33768 | FHLB-WF 01/15/04 12/22/06 | 31339XQY3 | 1365 | 1 | 2.3100 | 5,000,000.00 | 4,900,000.00 | 2,566.67 | |
| | | | 451 | 100 | 2.4300 | 4,983,030.00 | 98.00000000000 | SUNGARD | -83,030.00 |
| SUBTOTAL (Inv Type) 32 FHLB-QUARTERLY .46%(M) | | | | | 2.3100 | 5,000,000.00 | 4,900,000.00 | 2,566.67 | .00 |
| | | | | | 2.4300 | 4,983,030.00 | 98.00000000000 | | -83,030.00 |
| A 34563 | FFCB-DISC-UBS 11/14/05 05/26/06 | 313313XG8 | 1365 | 1 | 4.2500 | 7,625,000.00 | 7,570,364.76 | .00 | 119,098.27 |
| | | | 441 | 100 | 4.4040 | 7,451,266.49 | 99.28347222222 | SUNGARD | |
| A 34349 | FFCB-DISC-CSFB 06/02/05 06/01/06 | 313313XN3 | 1365 | 1 | 3.4100 | 5,148,000.00 | 5,106,652.98 | .00 | 136,150.30 |
| | | | 180 | 100 | 3.5490 | 4,970,502.68 | 99.19683333333 | SUNGARD | |
| A 34507 | FFCB-DISC-BA 10/03/05 07/17/06 | 313313ZL5 | 1365 | 1 | 4.0300 | 760,000.00 | 749,134.74 | .00 | 13,552.06 |
| | | | 40 | 100 | 4.1900 | 735,582.68 | 98.57036111111 | SUNGARD | |
| A 34638 | FFCB-DISC-BA 01/09/06 07/17/06 | 313313ZL5 | 1365 | 1 | 4.4200 | 288,000.00 | 283,882.64 | .00 | 2,565.68 |
| | | | 40 | 100 | 4.5840 | 281,316.96 | 98.57036111111 | SUNGARD | |
| A 34667 | FFCB-DISC-BA 01/30/06 08/17/06 | 313313C30 | 1365 | 1 | 4.5000 | 950,000.00 | 932,301.50 | .00 | 5,932.75 |
| | | | 40 | 100 | 4.6700 | 926,368.75 | 98.13700000000 | SUNGARD | |
| A 34591 | FFCB-DISC-BA 12/05/05 08/29/06 | 313313D70 | 1365 | 1 | 4.4000 | 6,888,000.00 | 6,747,083.00 | .00 | 83,861.40 |
| | | | 40 | 100 | 4.5780 | 6,663,221.60 | 97.95416666667 | SUNGARD | |

1

CITY OF SAN JOSE
 TREASURY DIVISION
 INVESTMENT INVENTORY WITH MARKET VALUE

PAGE: 10
 RUN: 04/24/06 09:34:10

(RPTMKT)

INVESTMENTS OUTSTANDING AS OF 03/31/06
 MAJOR SORT KEY IS FUND

| INVEST NUMBER | DESCRIPTION PURCHASE MATURITY DATE | CUSIP | BANK BROK | FUND SAFE | CPN RATE YTM TR | PAR/SHARES BOOK | MARKET VALUE MARKET PRICE | CURR ACCR INT PRICE SOURCE | UNREALIZED GAIN UNREALIZED LOSS | |
|---|--|-----------|-----------|-----------|-----------------|-----------------|---------------------------|----------------------------|---------------------------------|------------|
| SUBTOTAL (Inv Type) 42 FFCB DISCOUNT NOTES | | | | | 2.00%(M) | 4.1046 | 21,659,000.00 | 21,389,419.62 | .00 | 361,160.46 |
| | | | | | | 4.2637 | 21,028,259.16 | 98.75534200000 | | |
| A 34740 | FHLB-DISC-CITIG 03/31/06 04/03/06 | 313385VB9 | 1365 | 1 | 4.3700 | 6,040,000.00 | 6,040,000.00 | .00 | 2,199.57 | |
| | | | 132 | 100 | 4.4320 | 6,037,800.43 | 100.0000000000 | SUNGARD | | |
| A 34671 | FHLB-DISC-UBS 02/02/06 04/05/06 | 313385VD5 | 1365 | 1 | 4.4350 | 9,930,000.00 | 9,926,896.88 | .00 | 72,742.77 | |
| | | | 441 | 100 | 4.5310 | 9,854,154.11 | 99.96875000000 | SUNGARD | | |
| A 34737 | FHLB-DISC-WF 03/30/06 04/06/06 | 313385VE3 | 1365 | 1 | 4.5700 | 8,139,000.00 | 8,136,456.56 | .00 | 4,688.97 | |
| | | | 451 | 100 | 4.6380 | 8,131,767.59 | 99.96875000000 | SUNGARD | | |
| A 34306 | FHLB-DISC-BA 05/02/05 04/24/06 | 313385VY9 | 1365 | 1 | 3.4000 | 2,663,000.00 | 2,655,510.31 | .00 | 82,297.79 | |
| | | | 40 | 100 | 3.5370 | 2,573,212.52 | 99.71875000000 | SUNGARD | | |
| A 34688 | FHLB-DISC-BA 02/22/06 05/24/06 | 313385XE1 | 1365 | 1 | 4.5500 | 1,053,000.00 | 1,046,089.69 | .00 | 5,200.65 | |
| | | | 40 | 100 | 4.6670 | 1,040,889.04 | 99.34375000000 | SUNGARD | | |
| A 34357 | FHLB-DISC-FTB 06/08/05 06/02/06 | 313385XP6 | 1365 | 1 | 3.4300 | 816,000.00 | 809,625.00 | .00 | 21,536.05 | |
| | | | 184 | 100 | 3.5690 | 788,088.95 | 99.21875000000 | SUNGARD | | |
| A 34369 | FHLB-DISC-CSFB 06/17/05 06/09/06 | 313385XW1 | 1365 | 1 | 3.5400 | 417,000.00 | 413,351.25 | .00 | 10,990.03 | |
| | | | 180 | 100 | 3.6870 | 402,361.22 | 99.12500000000 | SUNGARD | | |
| A 34686 | FHLB-DISC-CSFB 02/21/06 09/01/06 | 313385E28 | 1365 | 1 | 4.6900 | 684,000.00 | 669,892.50 | .00 | 3,001.62 | |
| | | | 180 | 100 | 4.8710 | 666,890.88 | 97.93750000000 | SUNGARD | | |
| A 34606 | FHLB-DISC-BA 12/15/05 12/01/06 | 313385R57 | 1365 | 1 | 4.4500 | 500,000.00 | 483,125.00 | .00 | 4,818.75 | |
| | | | 40 | 100 | 4.6640 | 478,306.25 | 96.62500000000 | SUNGARD | | |
| A 34601 | FHLB-DISC-WF 12/13/05 12/07/06 | 313385S31 | 1365 | 1 | 4.4700 | 5,000,000.00 | 4,826,562.50 | .00 | 49,441.67 | |
| | | | 451 | 100 | 4.6890 | 4,777,120.83 | 96.53125000000 | SUNGARD | | |
| A 34607 | FHLB-DISC-WF 12/16/05 12/08/06 | 313385S49 | 1365 | 1 | 4.4400 | 790,000.00 | 762,596.88 | .00 | 7,380.58 | |
| | | | 451 | 100 | 4.6560 | 755,216.30 | 96.53125000000 | SUNGARD | | |
| SUBTOTAL (Inv Type) 43 FHLB DISCOUNT NOTES | | | | | 3.34%(M) | 4.3606 | 36,032,000.00 | 35,770,106.57 | .00 | 264,298.45 |
| | | | | | | 4.4718 | 35,505,808.12 | 99.27316400000 | | |
| A 34709 | FHLMC-DISC-UBS 03/09/06 03/06/07 | 313396CS0 | 1365 | 1 | 4.7900 | 3,176,000.00 | 3,025,140.00 | .00 | 2,115.57 | |
| | | | 441 | 100 | 5.0390 | 3,023,024.43 | 95.25000000000 | SUNGARD | | |
| A 34738 | FHLMC-DISC-UBS 03/30/06 03/06/07 | 313396CS0 | 1365 | 1 | 4.8700 | 3,218,000.00 | 3,065,145.00 | .00 | -4,409.55 | |
| | | | 441 | 100 | 5.1300 | 3,069,554.55 | 95.25000000000 | SUNGARD | | |
| SUBTOTAL (Inv Type) 44 FHLMC DISCOUNT NOTES | | | | | .57%(M) | 4.8303 | 6,394,000.00 | 6,090,285.00 | .00 | 2,115.57 |
| | | | | | | 5.0848 | 6,092,578.98 | 95.25000000000 | -4,409.55 | |
| A 34531 | BA-JP MORGAN-JPM 10/21/05 04/05/06 | 4662C1D53 | 1365 | 1 | 4.1550 | 857,000.00 | 856,542.93 | .00 | 15,962.34 | |
| | | | 325 | 100 | 4.2950 | 840,580.59 | 99.94666666667 | SUNGARD | | |
| A 34604 | BA-BANKAMERICA-BA 12/14/05 06/05/06 | 06422TF57 | 1365 | 1 | 4.4200 | 2,234,803.00 | 2,215,434.71 | .00 | 28,100.17 | |
| | | | 40 | 100 | 4.5790 | 2,187,334.54 | 99.13333333333 | SUNGARD | | |
| A 34620 | BA-BANKAMERICA-BA 12/29/05 06/19/06 | 06422TFK4 | 1365 | 1 | 4.4400 | 6,194,000.00 | 6,128,756.53 | .00 | 66,151.92 | |
| | | | 40 | 100 | 4.5990 | 6,062,604.61 | 98.94666666667 | SUNGARD | | |

1

CITY OF SAN JOSE
 TREASURY DIVISION
 INVESTMENT INVENTORY WITH MARKET VALUE

PAGE: 11

(RPTMKT)

RUN: 04/24/06 09:34:10

INVESTMENTS OUTSTANDING AS OF 03/31/06
 MAJOR SORT KEY IS FUND

| INVEST NUMBER | DESCRIPTION PURCHASE MATURITY DATE | CUSIP | BANK BROK | FUND SAFE | CPN RATE YTM TR | PAR/SHARES BOOK | MARKET VALUE MARKET PRICE | CURR ACCR PRICE | INT SOURCE | UNREALIZED UNREALIZED | GAIN LOSS |
|--|--|-----------|--------------|--------------|--------------------|--------------------|------------------------------|--------------------|---------------|--------------------------|----------------|
| A 34629 | BA-BANKAMERICA-BA 01/05/06 06/20/06 | 06422TFL2 | 1365 | 1 | 4.4300 | 5,000,000.00 | 4,946,666.67 | | .00 | | 48,802.78 |
| A 34644 | BA-BANKAMERICA-BA 01/12/06 07/07/06 | 06422TG72 | 1365 | 1 | 4.4500 | 2,000,000.00 | 1,973,378.89 | | .00 | | 16,890.00 |
| | | | 40 | 100 | 4.6120 | 1,956,488.89 | 98.668944444444 | | SUNGARD | | |
| SUBTOTAL (Inv Type) 52 BA, DOMESTIC | | | | | 1.50%(M) | 4.4204 | 16,285,803.00 | | .00 | | 175,907.21 |
| | | | | | 4.5775 | 15,944,872.52 | 98.98670500000 | | | | |
| A 34739 | NCD-WFB-WF 03/30/06 04/13/06 | 9497P44W0 | 1365 | 1 | 4.7700 | 10,000,000.00 | 9,999,889.56 | | 2,650.00 | | |
| | | | 451 | 100 | 4.8810 | 10,000,000.00 | 99.99889561427 | | SUNGARD | | -110.44 |
| SUBTOTAL (Inv Type) 71 NEGOTIABLE CERT OF DEPO | | | | | .93%(M) | 4.7700 | 10,000,000.00 | | 2,650.00 | | .00 |
| | | | | | 4.8810 | 10,000,000.00 | 99.99889600000 | | | | -110.44 |
| A 34680 | CP-DISC-UBS FIN DEL-UBS 02/14/06 04/13/06 | 90262DDD4 | 1365 | 1 | 4.5700 | 9,809,000.00 | 9,793,338.30 | | .00 | | 56,559.79 |
| A 34588 | CP-DISC-UBS FIN DEL-UBS 12/02/05 05/01/06 | 90262DE19 | 1365 | 1 | 4.3900 | 4,590,000.00 | 4,571,678.25 | | .00 | | 65,637.00 |
| A 34705 | CP-DISC-UBS FIN DEL-BA 03/06/06 06/06/06 | 90262DF67 | 1365 | 1 | 4.7500 | 618,000.00 | 612,504.95 | | .00 | | 2,006.78 |
| A 34690 | CP-DISC-UBS-FIN DEL-UBS 02/24/06 07/24/06 | 90262DGQ2 | 1365 | 1 | 4.7500 | 6,954,000.00 | 6,846,097.10 | | .00 | | 29,728.35 |
| A 34681 | CP-DISC-UBS FIN DEL-JPM 02/15/06 08/14/06 | 90262DHE8 | 1365 | 1 | 4.7400 | 3,700,000.00 | 3,631,318.75 | | .00 | | 19,008.75 |
| A 34682 | CP-DISC-UBS FIN DEL-UBS 02/15/06 08/14/06 | 90262DHE8 | 1365 | 1 | 4.7250 | 10,000,000.00 | 9,814,375.00 | | .00 | | 50,625.00 |
| | | | 441 | 100 | 4.9070 | 9,763,750.00 | 98.14375000000 | | SUNGARD | | |
| SUBTOTAL (Inv Type) 82 COMMERCIAL PAPER, DISCO | | | | | 3.29%(M) | 4.6457 | 35,671,000.00 | | .00 | | 223,565.67 |
| | | | | | 4.7948 | 35,045,746.68 | 98.87391000000 | | | | |
| A 32936 | STATE INVESTMT POOL-CTY 01/01/02 04/01/06 | | 1235 | 1 | 4.0344 | 12,776,000.00 | 12,776,000.00* | | -2.02 | | 0.00 |
| A 33658 | STATE INVESTMT POOL-RDA 10/01/03 04/01/06 | | 1365 | 1 | 4.0344 | 16,674,000.00 | 16,674,000.00* | | -1.72 | | 0.00 |
| | | | 415 | 000 | 4.0344 | 12,776,000.00 | 100.0000000000 | | BOOK | | |
| | | | 415 | 100 | 4.0344 | 16,674,000.00 | 100.0000000000 | | BOOK | | |
| SUBTOTAL (Inv Type) 99 PASSBOOK & STATE POOL | | | | | 2.75%(M) | 4.0344 | 29,450,000.00 | | -3.74 | | .00 |
| | | | | | 4.0344 | 29,450,000.00 | 100.0000000000 | | | | |
| SUBTOTAL (Fund) 1 INVESTMENT FUNDS | | | | | 96.30%(M) | 3.4503 | 1088911803.00 | | 6,932,262.96 | | 1,611,301.44 |
| | | | | | 3.7063 | 1083858614.95 | 98.43276200000 | | | | -13,039,372.97 |

* MARKET = BOOK LESS PURCHASE INTEREST

1

CITY OF SAN JOSE
 TREASURY DIVISION
 INVESTMENT INVENTORY WITH MARKET VALUE

PAGE: 12
 RUN: 04/24/06 09:34:10

(RPTMKT)

INVESTMENTS OUTSTANDING AS OF 03/31/06
 MAJOR SORT KEY IS FUND

| INVEST NUMBER | DESCRIPTION PURCHASE MATURITY DATE | CUSIP | BANK BROK | FUND SAFE | CPN RATE YTM TR | PAR/SHARES BOOK | MARKET VALUE MARKET PRICE | CURR ACCR INT PRICE SOURCE | UNREALIZED GAIN UNREALIZED LOSS |
|---------------------------------------|---------------------------------------|-----------|--------------|--------------|--------------------|------------------------|------------------------------|-------------------------------|------------------------------------|
| A 34697 | UST-BILLS-WF 03/02/06 06/22/06 | 912795XH9 | 1365 451 | 8 100 | 4.5000 4.6270 | 89,700.00 88,444.20 | 88,803.00 99.0000000000 | .00 SUNGARD | 358.80 |
| SUBTOTAL (Inv Type) 11 TREASURY BILLS | | | 100.00%(M) | | 4.5000 4.6270 | 89,700.00 88,444.20 | 88,803.00 99.0000000000 | .00 | 358.80 |
| SUBTOTAL (Fund) 8 EVERGREEN CREEK | | | .01%(M) | | 4.5000 4.6270 | 89,700.00 88,444.20 | 88,803.00 99.0000000000 | .00 | 358.80 |

1

CITY OF SAN JOSE
 TREASURY DIVISION
 INVESTMENT INVENTORY WITH MARKET VALUE

PAGE: 13
 RUN: 04/24/06 09:34:10

(RPTMKT)

INVESTMENTS OUTSTANDING AS OF 03/31/06
 MAJOR SORT KEY IS FUND

| INVEST NUMBER | DESCRIPTION PURCHASE MATURITY DATE | CUSIP | BANK BROK | FUND SAFE | CPN RATE YTM TR | PAR/SHARES BOOK | MARKET VALUE MARKET PRICE | CURR ACCR INT PRICE SOURCE | UNREALIZED GAIN UNREALIZED LOSS |
|--|---------------------------------------|-----------|-------------|-----------|--------------------|------------------------|------------------------------|-------------------------------|------------------------------------|
| A 34698 | UST-BILLS-WF 03/02/06 06/22/06 | 912795XH9 | 1365 451 | 33 100 | 4.5000 4.6270 | 60,300.00 59,455.80 | 59,697.00 99.0000000000 | .00 SUNGARD | 241.20 |
| SUBTOTAL (Inv Type) 11 TREASURY BILLS | | | 100.00%(M) | | 4.5000 4.6270 | 60,300.00 59,455.80 | 59,697.00 99.0000000000 | .00 | 241.20 |
| SUBTOTAL (Fund) 33 Reassessment Revenue Bonds, | | | .01%(M) | | 4.5000 4.6270 | 60,300.00 59,455.80 | 59,697.00 99.0000000000 | .00 | 241.20 |

1

CITY OF SAN JOSE
 TREASURY DIVISION
 INVESTMENT INVENTORY WITH MARKET VALUE

PAGE: 14
 RUN: 04/24/06 09:34:10

(RPTMKT)

INVESTMENTS OUTSTANDING AS OF 03/31/06
 MAJOR SORT KEY IS FUND

| INVEST NUMBER | DESCRIPTION PURCHASE MATURITY DATE | CUSIP | BANK BROK | FUND SAFE | CPN RATE YTM TR | PAR/SHARES BOOK | MARKET VALUE MARKET PRICE | CURR ACCR INT PRICE SOURCE | UNREALIZED GAIN UNREALIZED LOSS | |
|---|---------------------------------------|-----------|--------------|--------------|--------------------|--------------------------|------------------------------|-------------------------------|------------------------------------|----------|
| A 34675 | FHLB-DISC-CITIG 02/10/06 04/17/06 | 313385VR4 | 1365 132 | 34 100 | 4.4650 4.5640 | 218,109.00 216,323.60 | 217,700.05 99.81250000000 | .00 SUNGARD | 1,376.45 | |
| SUBTOTAL (Inv Type) 43 FHLB DISCOUNT NOTES | | | | | 29.00%(M) | 4.4650 4.5640 | 218,109.00 216,323.60 | 217,700.05 99.81250000000 | .00 | 1,376.45 |
| A 34734 | FHLMC-DISC-UBS 03/31/06 05/26/06 | 313397XG1 | 1365 441 | 34 100 | 4.7000 4.8000 | 536,722.00 532,797.97 | 533,032.04 99.31250000000 | .00 SUNGARD | 234.07 | |
| SUBTOTAL (Inv Type) 44 FHLMC DISCOUNT NOTES | | | | | 71.00%(M) | 4.7000 4.8000 | 536,722.00 532,797.97 | 533,032.04 99.31250000000 | .00 | 234.07 |
| SUBTOTAL (Fund) 34 CSJ/CSC Jt Pwr | | | | | .07%(M) | 4.6321 4.7319 | 754,831.00 749,121.57 | 750,732.09 99.45697500000 | .00 | 1,610.52 |

1

CITY OF SAN JOSE
 TREASURY DIVISION
 INVESTMENT INVENTORY WITH MARKET VALUE

PAGE: 15
 RUN: 04/24/06 09:34:10

(RPTMKT)

INVESTMENTS OUTSTANDING AS OF 03/31/06
 MAJOR SORT KEY IS FUND

| INVEST NUMBER | DESCRIPTION PURCHASE MATURITY DATE | CUSIP | BANK BROK | FUND SAFE | CPN RATE YTM TR | PAR/SHARES BOOK | MARKET VALUE MARKET PRICE | CURR ACCR INT PRICE SOURCE | UNREALIZED GAIN UNREALIZED LOSS |
|--|---------------------------------------|-----------|--------------|--------------|--------------------|--------------------------|------------------------------|-------------------------------|------------------------------------|
| A 34676 | FHLB-DISC-CITIG 02/10/06 04/17/06 | 313385VR4 | 1365 132 | 40 100 | 4.4650 4.5640 | 448,891.00 445,216.45 | 448,049.33 99.81250000000 | .00 SUNGARD | 2,832.88 |
| SUBTOTAL (Inv Type) 43 FHLB DISCOUNT NOTES 89.26%(M) | | | | | 4.4650 4.5640 | 448,891.00 445,216.45 | 448,049.33 99.81250000000 | .00 | 2,832.88 |
| A 34741 | FHLMC-DISC-UBS 03/31/06 05/26/06 | 313397XG1 | 1365 441 | 40 100 | 4.7000 4.8000 | 54,278.00 53,881.16 | 53,904.84 99.31250000000 | .00 SUNGARD | 23.68 |
| SUBTOTAL (Inv Type) 44 FHLMC DISCOUNT NOTES 10.74%(M) | | | | | 4.7000 4.8000 | 54,278.00 53,881.16 | 53,904.84 99.31250000000 | .00 | 23.68 |
| SUBTOTAL (Fund) 40 '97 Community Facility Dist .05%(M) | | | | | 4.4904 4.5895 | 503,169.00 499,097.61 | 501,954.17 99.75856400000 | .00 | 2,856.56 |

1

CITY OF SAN JOSE
 TREASURY DIVISION
 INVESTMENT INVENTORY WITH MARKET VALUE

PAGE: 16
 RUN: 04/24/06 09:34:10

(RPTMKT)

INVESTMENTS OUTSTANDING AS OF 03/31/06
 MAJOR SORT KEY IS FUND


| INVEST NUMBER | DESCRIPTION PURCHASE MATURITY DATE | CUSIP | BANK BROK | FUND SAFE | CPN RATE YTM TR | PAR/SHARES BOOK | MARKET VALUE MARKET PRICE | CURR ACCR INT PRICE SOURCE | UNREALIZED GAIN UNREALIZED LOSS |
|---|---------------------------------------|-----------|-------------|-----------|--------------------|--------------------------------|---------------------------------|-------------------------------|------------------------------------|
| A 34674 | FHLB-DISC-CITIG 02/10/06 04/17/06 | 313385VR4 | 1365 132 | 49 100 | 4.4500 4.5490 | 24,857,000.00 24,654,208.31 | 24,810,393.13 99.81250000000 | .00 SUNGARD | 156,184.82 |
| A 34736 | FHLB-DISC-CITIG 03/30/06 04/24/06 | 313385VY9 | 1365 132 | 49 100 | 4.6000 4.6790 | 15,046,000.00 14,997,936.39 | 15,003,683.13 99.71875000000 | .00 SUNGARD | 5,746.74 |
| SUBTOTAL (Inv Type) 43 FHLB DISCOUNT NOTES 100.00%(M) | | | | | 4.5067 4.5982 | 39,903,000.00 39,652,144.70 | 39,814,076.26 99.77715000000 | .00 | 161,931.56 |
| SUBTOTAL (Fund) 49 RDA TABs SERIES 2003 3.58%(M) | | | | | 4.5067 4.5982 | 39,903,000.00 39,652,144.70 | 39,814,076.26 99.77715000000 | .00 | 161,931.56 |
| GRAND TOTAL | | | | | 3.4889 3.7390 | 1130222803.00 1124906878.83 | 1113061230.72 98.48157600000 | 6,932,262.96 | 1,778,300.08 -13,039,372.97 |

SECTION E

DETAIL OF INVESTMENT ACTIVITY

This report summarizes investment activity during the report period by type of activity rather than by type of security. The report shows all interest received during the report period, and all maturities, purchases and sales. The report also shows all “paydowns” on securities on which principal is amortized rather than due at maturity (e.g. Federal Home Loan Mortgage Corporation securities).

The last part of the report shows the number of transactions placed with each dealer and includes the total dollar amount of transactions per dealer.



CITY OF SAN JOSE
 TREASURY DIVISION
 DETAIL TRANSACTION REPORT - FIXED INCOME
 01/01/06 TO 03/31/06
 SETTLEMENT DATE BASIS
 FUND: 1 INVESTMENT FUNDS

* ACTIVE TRANSACTIONS *

PAGE: 1

RUN: 04/24/06 09:33:28

| INV # USER | DESCRIPTION/POOL# MEMO | BANK CASH | BROK DATE | MATURITY /ENTRY | TRADE/ SETTLE | TXN TYP | COUPON YIELD | PAR VALUE ORIGINAL FACE | BOOK VALUE PREM / (DISC) | (INTEREST) AMORT/(ACCRET) | (GAIN)/LOSS SETTLEMENT |
|---------------|---------------------------|--------------|--------------|--------------------|------------------|------------|-----------------|----------------------------|-----------------------------|------------------------------|---------------------------|
| 32936 | STATE INVESTMT POOL-CT | 1235 | 04/01/06 | 03/31/06 | INTR | 4.034 | | | | -190,127.04 | |
| gabriel | | 03/31/06 | 04/17/06 | 03/31/06 | | 4.034 | | | | | 190,127.04 |
| 33539 | FHLB-BOCM | 1365 | 01/09/07 | 01/09/06 | INTR | 2.000 | | | | -50,000.00 | |
| snj101 | | 01/09/06 | 01/10/06 | 01/09/06 | | 2.000 | | | | | 50,000.00 |
| 33549 | FHLB-CALL-WF | 1365 | 07/22/08 | 01/22/06 | INTR | 3.100 | | | | -232,500.00 | |
| snj101 | | 01/22/06 | 01/24/06 | 01/22/06 | | 3.100 | | | | | 232,500.00 |
| 33564 | FHLB-CALL-WF | 1365 | 07/23/08 | 01/23/06 | INTR | 3.200 | | | | -160,000.00 | |
| snj101 | | 01/23/06 | 01/24/06 | 01/23/06 | | 3.200 | | | | | 160,000.00 |
| 33651 | FHLB-WF | 1365 | 08/15/07 | 02/15/06 | INTR | 3.750 | | | | -93,750.00 | |
| snj101 | | 02/15/06 | 02/16/06 | 02/15/06 | | 3.150 | | | | | 93,750.00 |
| 33658 | STATE INVESTMT POOL-RD | 1365 | 04/01/06 | 03/31/06 | INTR | 4.034 | | | | -178,174.30 | |
| gabriel | | 03/31/06 | 04/17/06 | 03/31/06 | | 4.034 | | | | | 178,174.30 |
| 33665 | FNMA-WF | 1365 | 03/17/08 | 03/17/06 | INTR | 3.250 | | | | -89,375.00 | |
| snj101 | | 03/17/06 | 03/20/06 | 03/17/06 | | 3.386 | | | | | 89,375.00 |
| 33670 | FHLB-WF | 1365 | 08/15/07 | 02/15/06 | INTR | 3.125 | | | | -78,125.00 | |
| snj101 | | 02/15/06 | 02/16/06 | 02/15/06 | | 3.250 | | | | | 78,125.00 |
| 33677 | FNMA-UBC | 1365 | 01/24/07 | 01/24/06 | INTR | 3.200 | | | | -80,000.00 | |
| snj101 | | 01/24/06 | 01/25/06 | 01/24/06 | | 3.199 | | | | | 80,000.00 |
| 33694 | FHLB-BOCM | 1365 | 08/15/07 | 02/15/06 | INTR | 3.125 | | | | -91,406.25 | |
| snj101 | | 02/15/06 | 02/16/06 | 02/15/06 | | 3.062 | | | | | 91,406.25 |
| 33700 | FHLB-WF | 1365 | 08/15/07 | 02/15/06 | INTR | 3.125 | | | | -78,125.00 | |
| snj101 | | 02/15/06 | 02/16/06 | 02/15/06 | | 3.110 | | | | | 78,125.00 |
| 33733 | USTN-UBC | 1365 | 08/15/06 | 02/15/06 | INTR | 2.375 | | | | -59,375.00 | |
| snj101 | | 02/15/06 | 02/16/06 | 02/15/06 | | 2.318 | | | | | 59,375.00 |
| 33734 | USTN-UBS | 1365 | 08/15/06 | 02/15/06 | INTR | 2.375 | | | | -59,375.00 | |
| snj101 | | 02/15/06 | 02/16/06 | 02/15/06 | | 2.211 | | | | | 59,375.00 |
| 33738 | USTN-BOCM | 1365 | 08/15/06 | 02/15/06 | INTR | 2.375 | | | | -59,375.00 | |
| snj101 | | 02/15/06 | 02/16/06 | 02/15/06 | | 2.214 | | | | | 59,375.00 |
| 33768 | FHLB-WF | 1365 | 12/22/06 | 03/23/06 | INTR | 2.310 | | | | -28,875.00 | |
| snj101 | | 03/23/06 | 03/24/06 | 03/23/06 | | 2.430 | | | | | 28,875.00 |
| 33770 | FHLB-FTB | 1365 | 01/09/07 | 01/09/06 | INTR | 2.000 | | | | -50,000.00 | |
| snj101 | | 01/09/06 | 01/10/06 | 01/09/06 | | 2.493 | | | | | 50,000.00 |
| 33773 | FFCB-WF | 1365 | 11/09/07 | 02/09/06 | INTR | 3.000 | | | | -75,000.00 | |
| snj101 | | 02/09/06 | 02/10/06 | 02/09/06 | | 3.000 | | | | | 75,000.00 |
| 33774 | FHLB-FTB | 1365 | 12/22/06 | 03/23/06 | INTR | 2.310 | | | | -28,875.00 | |
| snj101 | | 03/23/06 | 03/24/06 | 03/23/06 | | 2.433 | | | | | 28,875.00 |
| 33775 | FHLB-FTB | 1365 | 02/06/07 | 02/06/06 | INTR | 2.650 | | | | -66,250.00 | |
| snj101 | | 02/06/06 | 02/07/06 | 02/06/06 | | 2.494 | | | | | 66,250.00 |
| 33776 | FHLB-WF | 1365 | 08/15/07 | 02/15/06 | INTR | 3.125 | | | | -23,437.50 | |
| snj101 | | 02/15/06 | 02/16/06 | 02/15/06 | | 2.751 | | | | | 23,437.50 |
| 33778 | FHLB-MISCH | 1365 | 08/06/07 | 02/06/06 | INTR | 2.970 | | | | -74,250.00 | |
| snj101 | | 02/06/06 | 02/07/06 | 02/06/06 | | 2.766 | | | | | 74,250.00 |
| 33785 | FNMA-UBS | 1365 | 01/02/08 | 01/02/06 | INTR | 2.620 | | | | -65,500.00 | |
| snj101 | | 01/02/06 | 01/03/06 | 01/02/06 | | 3.000 | | | | | 65,500.00 |

CITY OF SAN JOSE
 TREASURY DIVISION
 DETAIL TRANSACTION REPORT - FIXED INCOME
 01/01/06 TO 03/31/06
 SETTLEMENT DATE BASIS
 FUND: 1 INVESTMENT FUNDS

* ACTIVE TRANSACTIONS *

PAGE: 2
 RUN: 04/24/06 09:33:28

| INV # USER | DESCRIPTION/POOL# MEMO | BANK CASH | BROK DATE | MATURITY /ENTRY | TRADE/ SETTLE | TXN TYP | COUPON YIELD | PAR VALUE ORIGINAL FACE | BOOK VALUE PREM / (DISC) | (INTEREST) AMORT/(ACCRET) | (GAIN)/LOSS SETTLEMENT |
|---------------|---------------------------|--------------|--------------|--------------------|------------------|------------|-----------------|----------------------------|-----------------------------|------------------------------|---------------------------|
| 33786 | FNMA-GILFD | 1365 | 03/17/08 | 03/17/06 | INTR | 3.250 | | | | -81,250.00 | |
| snj101 | | 03/17/06 | 03/20/06 | 03/17/06 | | 3.082 | | | | | 81,250.00 |
| 33795 | FHLB-CALL-WF | 1365 | 08/17/06 | 02/17/06 | INTR | 2.500 | | | | -62,500.00 | |
| snj101 | | 02/17/06 | 02/21/06 | 02/17/06 | | 2.506 | | | | | 62,500.00 |
| 33796 | FHLB-CALL-CITIG | 1365 | 02/27/09 | 02/27/06 | INTR | 4.000 | | | | -100,000.00 | |
| snj101 | | 02/27/06 | 02/28/06 | 02/27/06 | | 4.000 | | | | | 100,000.00 |
| 33797 | FNMA-BOCM | 1365 | 08/15/08 | 02/15/06 | INTR | 3.250 | | | | -81,250.00 | |
| snj101 | | 02/15/06 | 02/16/06 | 02/15/06 | | 3.159 | | | | | 81,250.00 |
| 33819 | FHLB-CALL-WF | 1365 | 12/18/07 | 03/18/06 | INTR | 3.300 | | | | -82,500.00 | |
| snj101 | | 03/18/06 | 03/21/06 | 03/18/06 | | 3.300 | | | | | 82,500.00 |
| 33824 | FHLB-WF | 1365 | 02/15/07 | 02/15/06 | INTR | 2.875 | | | | -36,656.25 | |
| snj101 | | 02/15/06 | 02/16/06 | 02/15/06 | | 2.477 | | | | | 36,656.25 |
| 33827 | FHLB-BOCM | 1365 | 02/28/07 | 02/28/06 | INTR | 2.835 | | | | -78,529.50 | |
| snj101 | | 02/28/06 | 03/01/06 | 02/28/06 | | 2.720 | | | | | 78,529.50 |
| 33836 | FHLB-CALL-BOCM | 1365 | 09/15/06 | 03/15/06 | INTR | 2.000 | | | | -50,000.00 | |
| snj101 | | 03/15/06 | 03/16/06 | 03/15/06 | | 2.091 | | | | | 50,000.00 |
| 33838 | FHLB-GILFD | 1365 | 03/16/07 | 03/16/06 | INTR | 2.400 | | | | -16,680.00 | |
| snj101 | | 03/16/06 | 03/17/06 | 03/16/06 | | 2.171 | | | | | 16,680.00 |
| 33850 | FHLB-UBC | 1365 | 08/15/06 | 02/15/06 | INTR | 2.375 | | | | -10,925.00 | |
| snj101 | | 02/15/06 | 02/16/06 | 02/15/06 | | 1.914 | | | | | 10,925.00 |
| 33851 | FFCB-UBC | 1365 | 01/16/07 | 01/16/06 | INTR | 2.250 | | | | -17,437.50 | |
| snj101 | | 01/16/06 | 01/18/06 | 01/16/06 | | 2.050 | | | | | 17,437.50 |
| 33853 | FFCB-CSFB | 1365 | 09/17/07 | 03/17/06 | INTR | 2.625 | | | | -65,625.00 | |
| snj101 | | 03/17/06 | 03/20/06 | 03/17/06 | | 2.368 | | | | | 65,625.00 |
| 33854 | FHLB-CALL-WF | 1365 | 12/28/07 | 03/28/06 | INTR | 3.000 | | | | -75,000.00 | |
| snj101 | | 03/28/06 | 03/29/06 | 03/28/06 | | 3.001 | | | | | 75,000.00 |
| 33856 | FFCB-CALL-GILFD | 1365 | 03/17/08 | 03/17/06 | INTR | 3.240 | | | | -48,600.00 | |
| snj101 | | 03/17/06 | 03/20/06 | 03/17/06 | | 3.248 | | | | | 48,600.00 |
| 33861 | FHLB-BOCM | 1365 | 06/30/06 | 03/30/06 | INTR | 2.010 | | | | -50,250.00 | |
| snj101 | | 03/30/06 | 04/03/06 | 03/30/06 | | 2.065 | | | | | 50,250.00 |
| 33862 | FHLB-MISCH | 1365 | 08/15/06 | 02/15/06 | INTR | 2.375 | | | | -26,718.75 | |
| snj101 | | 02/15/06 | 02/16/06 | 02/15/06 | | 2.029 | | | | | 26,718.75 |
| 33894 | FHLB-GILFD | 1365 | 08/15/08 | 02/15/06 | INTR | 3.750 | | | | -93,750.00 | |
| snj101 | | 02/15/06 | 02/16/06 | 02/15/06 | | 4.181 | | | | | 93,750.00 |
| 33898 | FHLB-UBC | 1365 | 09/15/06 | 03/15/06 | INTR | 2.875 | | | | -71,875.00 | |
| snj101 | | 03/15/06 | 03/16/06 | 03/15/06 | | 3.100 | | | | | 71,875.00 |
| 33983 | FNMA-CALL-GILFD | 1365 | 09/30/09 | 03/30/06 | INTR | 4.500 | | | | -107,887.50 | |
| snj101 | | 03/30/06 | 04/03/06 | 03/30/06 | | 4.504 | | | | | 107,887.50 |
| 34002 | FNMA-GILFD | 1365 | 09/07/07 | 03/07/06 | INTR | 3.375 | | | | -84,375.00 | |
| snj101 | | 03/07/06 | 03/08/06 | 03/07/06 | | 3.397 | | | | | 84,375.00 |
| 34034 | FHLB-WF | 1365 | 09/15/06 | 03/15/06 | INTR | 2.875 | | | | -71,875.00 | |
| snj101 | | 03/15/06 | 03/16/06 | 03/15/06 | | 2.622 | | | | | 71,875.00 |
| 34047 | FHLB-MISCH | 1365 | 09/15/06 | 03/15/06 | INTR | 2.875 | | | | -71,875.00 | |
| snj101 | | 03/15/06 | 03/16/06 | 03/15/06 | | 2.678 | | | | | 71,875.00 |

C I T Y O F S A N J O S E
T R E A S U R Y D I V I S I O N
D E T A I L T R A N S A C T I O N R E P O R T - F I X E D I N C O M E
0 1 / 0 1 / 0 6 T O 0 3 / 3 1 / 0 6
S E T T L E M E N T D A T E B A S I S
F U N D : 1 I N V E S T M E N T F U N D S

* ACTIVE TRANSACTIONS *

PAGE: 3

RUN: 04/24/06 09:33:28

| INV # USER | DESCRIPTION/POOL# MEMO | BANK CASH | BROK DATE | MATURITY /ENTRY | TRADE/ SETTLE | TXN TYP | COUPON YIELD | PAR VALUE ORIGINAL FACE | BOOK VALUE PREM / (DISC) | (INTEREST) AMORT/(ACCRET) | (GAIN)/LOSS SETTLEMENT |
|---------------|---------------------------|--------------|--------------|--------------------|------------------|------------|-----------------|----------------------------|-----------------------------|------------------------------|---------------------------|
| 34050 | FHLB-GILFD | 1365 | 03/23/07 | 03/24/06 | INTR | 2.450 | | | | -65,966.25 | |
| snj101 | | 03/24/06 | 03/27/06 | 03/24/06 | | 2.950 | | | | | 65,966.25 |
| 34062 | FHLB-WF | 1365 | 08/11/06 | 02/11/06 | INTR | 2.430 | | | | -60,750.00 | |
| snj101 | | 02/11/06 | 02/14/06 | 02/11/06 | | 3.005 | | | | | 60,750.00 |
| 34122 | FHLB-FTB | 1365 | 08/15/06 | 02/15/06 | INTR | 3.500 | | | | -87,500.00 | |
| snj101 | | 02/15/06 | 02/16/06 | 02/15/06 | | 3.295 | | | | | 87,500.00 |
| 34123 | FHLB-MISCH | 1365 | 09/15/06 | 03/15/06 | INTR | 3.125 | | | | -78,125.00 | |
| snj101 | | 03/15/06 | 03/16/06 | 03/15/06 | | 3.311 | | | | | 78,125.00 |
| 34127 | FHLB-CALL-JPM | 1365 | 01/14/08 | 01/14/06 | INTR | 4.000 | | | | -100,000.00 | |
| snj101 | | 01/14/06 | 01/18/06 | 01/14/06 | | 4.000 | | | | | 100,000.00 |
| 34135 | FHLB-GILFD | 1365 | 09/15/06 | 03/15/06 | INTR | 3.125 | | | | -95,312.50 | |
| snj101 | | 03/15/06 | 03/16/06 | 03/15/06 | | 3.330 | | | | | 95,312.50 |
| 34151 | FFCB-GILFD | 1365 | 01/05/07 | 01/05/06 | INTR | 3.375 | | | | -84,375.00 | |
| snj101 | | 01/05/06 | 01/06/06 | 01/05/06 | | 3.348 | | | | | 84,375.00 |
| 34157 | FFCB-WF | 1365 | 09/04/07 | 03/04/06 | INTR | 2.700 | | | | -33,750.00 | |
| snj101 | | 03/04/06 | 03/07/06 | 03/04/06 | | 3.467 | | | | | 33,750.00 |
| 34180 | FHLB-CALL-JPM | 1365 | 01/28/08 | 01/28/06 | INTR | 4.000 | | | | -100,000.00 | |
| snj101 | | 01/28/06 | 01/31/06 | 01/28/06 | | 4.017 | | | | | 100,000.00 |
| 34206 | FHLB-MISCH | 1365 | 05/23/06 | 02/23/06 | INTR | 3.015 | | | | -75,375.00 | |
| snj101 | | 02/23/06 | 02/24/06 | 02/23/06 | | 3.480 | | | | | 75,375.00 |
| 34207 | FHLB-WF | 1365 | 02/13/09 | 02/15/06 | INTR | 3.875 | | | | -96,875.00 | |
| snj109 | | 02/15/06 | 04/06/06 | 02/15/06 | | 4.075 | | | | | 96,875.00 |
| 34233 | FHLB-GILFD | 1365 | 02/15/07 | 02/15/06 | INTR | 3.375 | | | | -74,587.50 | |
| snj101 | | 02/15/06 | 02/16/06 | 02/15/06 | | 4.076 | | | | | 74,587.50 |
| 34251 | FHLB-UBC | 1365 | 02/15/07 | 02/15/06 | INTR | 4.875 | | | | -130,162.50 | |
| snj101 | | 02/15/06 | 02/16/06 | 02/15/06 | | 3.959 | | | | | 130,162.50 |
| 34263 | FHLB-GILFD | 1365 | 02/15/07 | 02/15/06 | INTR | 3.375 | | | | -33,750.00 | |
| snj101 | | 02/15/06 | 02/16/06 | 02/15/06 | | 3.938 | | | | | 33,750.00 |
| 34272 | FHLB-MISCH | 1365 | 03/23/07 | 03/24/06 | INTR | 2.450 | | | | -61,250.00 | |
| snj101 | | 03/24/06 | 03/27/06 | 03/24/06 | | 3.770 | | | | | 61,250.00 |
| 34275 | FHLB-FTB | 1365 | 01/16/07 | 01/16/06 | INTR | 2.125 | | | | -42,500.00 | |
| snj101 | | 01/16/06 | 01/18/06 | 01/16/06 | | 3.741 | | | | | 42,500.00 |
| 34277 | FFCB-MISCH | 1365 | 03/28/07 | 03/28/06 | INTR | 4.000 | | | | -100,000.00 | |
| snj101 | | 03/28/06 | 03/29/06 | 03/28/06 | | 3.799 | | | | | 100,000.00 |
| 34278 | FHLB-MISCH | 1365 | 03/23/07 | 03/24/06 | INTR | 2.450 | | | | -61,250.00 | |
| snj101 | | 03/24/06 | 03/27/06 | 03/24/06 | | 3.821 | | | | | 61,250.00 |
| 34305 | FHLB-GILFD | 1365 | 04/16/07 | 01/16/06 | INTR | 2.215 | | | | -43,469.38 | |
| snj101 | | 01/16/06 | 01/18/06 | 01/16/06 | | 3.918 | | | | | 43,469.38 |
| 34322 | FFCB-GILFD | 1365 | 03/28/07 | 03/28/06 | INTR | 4.000 | | | | -100,000.00 | |
| snj101 | | 03/28/06 | 03/29/06 | 03/28/06 | | 3.887 | | | | | 100,000.00 |
| 34323 | FHLB-UBC | 1365 | 02/15/07 | 02/15/06 | INTR | 3.375 | | | | -50,625.00 | |
| snj101 | | 02/15/06 | 02/16/06 | 02/15/06 | | 3.910 | | | | | 50,625.00 |
| 34326 | FHLB-CITIG | 1365 | 08/28/06 | 02/28/06 | INTR | 3.370 | | | | -84,250.00 | |
| snj101 | | 02/28/06 | 03/01/06 | 02/28/06 | | 3.711 | | | | | 84,250.00 |

C I T Y O F S A N J O S E
T R E A S U R Y D I V I S I O N
D E T A I L T R A N S A C T I O N R E P O R T - F I X E D I N C O M E
0 1 / 0 1 / 0 6 T O 0 3 / 3 1 / 0 6
S E T T L E M E N T D A T E B A S I S
F U N D : 1 I N V E S T M E N T F U N D S

* ACTIVE TRANSACTIONS *

PAGE: 4

RUN: 04/24/06 09:33:28

| INV # USER | DESCRIPTION/POOL# MEMO | BANK CASH | BROK DATE | MATURITY /ENTRY | TRADE/ SETTLE | TXN TYP | COUPON YIELD | PAR VALUE ORIGINAL FACE | BOOK VALUE PREM / (DISC) | (INTEREST) AMORT/(ACCRET) | (GAIN)/LOSS SETTLEMENT |
|-------------------------|---------------------------|--------------|--------------|--------------------|------------------|------------|-----------------|----------------------------|-----------------------------|------------------------------|---------------------------|
| 34367 | FHLB-GILFD | 1365 | 09/29/06 | 03/29/06 | 03/29/06 | INTR | 3.750 | | | -93,750.00 | |
| snj101 | | | 03/29/06 | 03/30/06 | 03/29/06 | | 3.865 | | | | 93,750.00 |
| 34438 | FHLB-WF | 1365 | 08/18/06 | 02/18/06 | 02/18/06 | INTR | 4.000 | | -1,000.00 | -66,666.68 | |
| snj101 | | | 02/18/06 | 02/22/06 | 02/18/06 | | 4.040 | | | | 67,666.68 |
| 34513 | FHLB-MISCH | 1365 | 07/21/06 | 01/21/06 | 01/21/06 | INTR | 3.250 | | -33,854.17 | -47,395.83 | |
| snj101 | | | 01/21/06 | 01/24/06 | 01/21/06 | | 4.309 | | | | 81,250.00 |
| 34550 | FHLB-WF | 1365 | 08/18/06 | 02/18/06 | 02/18/06 | INTR | 4.000 | | -178,251.11 | -190,983.33 | |
| snj101 | | | 02/18/06 | 02/22/06 | 02/18/06 | | 4.530 | | | | 369,234.44 |
| 34554 | FHLB-UBS | 1365 | 09/08/06 | 03/08/06 | 03/08/06 | INTR | 3.500 | | -27,217.85 | -55,819.65 | |
| snj101 | | | 03/08/06 | 03/09/06 | 03/08/06 | | 4.624 | | | | 83,037.50 |
| 34556 | FHLB-BA | 1365 | 09/12/06 | 03/12/06 | 03/12/06 | INTR | 4.350 | | -12,083.33 | -75,520.84 | |
| snj101 | | | 03/12/06 | 03/14/06 | 03/12/06 | | 4.623 | | | | 87,604.17 |
| 34564 | FHLB-CSFB | 1365 | 01/23/07 | 01/23/06 | 01/23/06 | INTR | 4.000 | | -66,666.67 | -37,777.78 | |
| snj101 | | | 01/23/06 | 01/24/06 | 01/23/06 | | 4.710 | | | | 104,444.45 |
| 34565 | FFCB-UBC | 1365 | 03/28/07 | 03/28/06 | 03/28/06 | INTR | 4.000 | | -10,601.11 | -29,998.89 | |
| snj101 | | | 03/28/06 | 03/29/06 | 03/28/06 | | 4.740 | | | | 40,600.00 |
| 34566 | FFCB-UBC | 1365 | 03/22/07 | 03/22/06 | 03/22/06 | INTR | 3.800 | | -11,188.89 | -26,811.11 | |
| snj101 | | | 03/22/06 | 03/23/06 | 03/22/06 | | 4.740 | | | | 38,000.00 |
| 34567 | FHLB-UBC | 1365 | 02/15/07 | 02/15/06 | 02/15/06 | INTR | 5.375 | | -67,187.50 | -67,187.50 | |
| snj101 | | | 02/15/06 | 02/16/06 | 02/15/06 | | 4.691 | | | | 134,375.00 |
| 34580 | FHLB-GILFD | 1365 | 09/14/07 | 03/14/06 | 03/14/06 | INTR | 4.250 | | -136,944.44 | -123,958.34 | |
| snj101 | | | 03/14/06 | 03/15/06 | 03/14/06 | | 4.661 | | | | 260,902.78 |
| 34581 | FHLB-GILFD | 1365 | 08/15/07 | 02/15/06 | 02/15/06 | INTR | 4.250 | | -61,388.89 | -44,861.11 | |
| snj101 | | | 02/15/06 | 02/16/06 | 02/15/06 | | 4.659 | | | | 106,250.00 |
| 34631 | FHLB-GILFD | 1365 | 02/15/07 | 02/15/06 | 02/15/06 | INTR | 2.875 | | -44,722.22 | -12,777.78 | |
| snj101 | | | 02/15/06 | 02/16/06 | 02/15/06 | | 4.621 | | | | 57,500.00 |
| 34635 | FHLB-GILFD | 1365 | 09/29/06 | 03/29/06 | 03/29/06 | INTR | 3.750 | | -53,400.52 | -45,693.23 | |
| snj101 | | | 03/29/06 | 03/30/06 | 03/29/06 | | 4.638 | | | | 99,093.75 |
| 34653 | FHLB-BA | 1365 | 09/29/06 | 03/29/06 | 03/29/06 | INTR | 3.750 | | -59,895.83 | -33,854.17 | |
| snj101 | | | 03/29/06 | 03/30/06 | 03/29/06 | | 4.676 | | | | 93,750.00 |
| 34708 | FHLMC-BA | 1365 | 03/15/07 | 03/15/06 | 03/15/06 | INTR | 4.875 | | -50,070.31 | -1,726.57 | |
| snj101 | | | 03/15/06 | 03/16/06 | 03/15/06 | | 5.042 | | | | 51,796.88 |
| SUBTOTAL (Txn Typ) INTR | | | | | ASSETS | | 3.305 3.499 | | -814,472.84 | -5,912,110.53 | 6,726,583.37 |
| 34597 | FHLB-CALL-JPM | 1365 | 325 06/27/07 | 01/27/06 | 01/27/06 | CALL | 5.000 | -5,000,000.00 | -5,000,000.00 | -20,833.33 | |
| gabriel | | | | | | | 5.000 | | | | 5,020,833.33 |
| SUBTOTAL (Txn Typ) CALL | | | | | ASSETS | | 5.000 5.000 | -5,000,000.00 | -5,000,000.00 | -20,833.33 | 5,020,833.33 |

CITY OF SAN JOSE
 TREASURY DIVISION
 DETAIL TRANSACTION REPORT - FIXED INCOME
 01/01/06 TO 03/31/06
 SETTLEMENT DATE BASIS
 FUND: 1 INVESTMENT FUNDS

* ACTIVE TRANSACTIONS *

PAGE: 5
 RUN: 04/24/06 09:33:28

| INV # USER | DESCRIPTION/POOL# MEMO | BANK CASH | BROK DATE | MATURITY /ENTRY | TRADE/ SETTLE | TXN TYP | COUPON YIELD | PAR VALUE ORIGINAL FACE | BOOK VALUE PREM / (DISC) | (INTEREST) AMORT/(ACCRET) | (GAIN)/LOSS SETTLEMENT |
|-------------------------|---------------------------|--------------|--------------|----------------------|----------------------|------------|-----------------|----------------------------|-----------------------------|------------------------------|---------------------------|
| 32936 gabriel | STATE INVESTMT POOL-CT | 1235 | 415 | 04/01/06 01/17/06 | 01/17/06 01/17/06 | PSAL | 4.034 | -151,624.11 | -151,624.11 | | 151,624.11 |
| gabriel | | | 415 | 02/07/06 02/07/06 | 02/07/06 02/07/06 | PSAL | 4.034 | -1,829,000.00 | -1,829,000.00 | | 1,829,000.00 |
| gabriel | | | 415 | 02/17/06 02/17/06 | 02/17/06 02/17/06 | PSAL | 4.034 | -8,760,000.00 | -8,760,000.00 | | 8,760,000.00 |
| gabriel | | | 415 | 02/24/06 02/24/06 | 02/24/06 02/24/06 | PSAL | 4.034 | -246,000.00 | -246,000.00 | | 246,000.00 |
| gabriel | | | 415 | 03/06/06 03/06/06 | 03/06/06 03/06/06 | PSAL | 4.034 | -998,000.00 | -998,000.00 | | 998,000.00 |
| gabriel | | | 415 | 03/15/06 03/15/06 | 03/15/06 03/15/06 | PSAL | 4.034 | -3,206,000.00 | -3,206,000.00 | | 3,206,000.00 |
| 33658 gabriel | STATE INVESTMT POOL-RD | 1365 | 415 | 04/01/06 01/17/06 | 01/17/06 01/17/06 | PSAL | 4.034 | -137,959.12 | -137,959.12 | | 137,959.12 |
| gabriel | | | 415 | 02/27/06 02/27/06 | 02/27/06 02/27/06 | PSAL | 4.034 | -181,000.00 | -181,000.00 | | 181,000.00 |
| gabriel | | | 415 | 03/10/06 03/10/06 | 03/10/06 03/10/06 | PSAL | 4.034 | -2,840,000.00 | -2,840,000.00 | | 2,840,000.00 |
| gabriel | | | 415 | 03/23/06 03/23/06 | 03/23/06 03/23/06 | PSAL | 4.034 | -10,330,000.00 | -10,330,000.00 | | 10,330,000.00 |
| SUBTOTAL (Txn Typ) PSAL | | | | | | ASSETS | 4.034 | -28,679,583.23 | -28,679,583.23 | | 28,679,583.23 |
| | | | | | | | 4.034 | | | | |
| 32611 snj101 | FHLB-FTB | 1365 | 184 | 02/15/06 02/16/06 | 02/15/06 02/15/06 | MAT | 5.375 | -5,000,000.00 | -5,000,000.00 | -134,375.00 | 5,134,375.00 |
| 32666 snj101 | FHLB-FTB | 1365 | 184 | 02/14/06 02/15/06 | 02/14/06 02/14/06 | MAT | 5.900 | -9,275,000.00 | -9,275,000.00 | -273,612.50 | 9,548,612.50 |
| 32680 snj101 | FHLB-SSB | 1365 | 400 | 02/15/06 02/16/06 | 02/15/06 02/15/06 | MAT | 5.375 | -5,000,000.00 | -5,000,000.00 | -134,375.00 | 5,134,375.00 |
| 33633 snj101 | FHLB-BOCM | 1365 | 42 | 03/15/06 03/16/06 | 03/15/06 03/15/06 | MAT | 2.500 | -5,000,000.00 | -5,000,000.00 | -62,500.00 | 5,062,500.00 |
| 33634 snj101 | FHLB-UBC | 1365 | 445 | 03/15/06 03/16/06 | 03/15/06 03/15/06 | MAT | 2.500 | -5,000,000.00 | -5,000,000.00 | -62,500.00 | 5,062,500.00 |
| 33637 snj101 | FNMA-UBC | 1365 | 445 | 03/17/06 03/20/06 | 03/17/06 03/17/06 | MAT | 2.410 | -5,000,000.00 | -5,000,000.00 | -60,250.00 | 5,060,250.00 |
| 33652 snj101 | FHLB-BOCM | 1365 | 42 | 03/15/06 03/16/06 | 03/15/06 03/15/06 | MAT | 2.500 | -2,855,000.00 | -2,855,000.00 | -35,687.50 | 2,890,687.50 |
| 33703 snj101 | FHLB-WF | 1365 | 451 | 02/15/06 02/16/06 | 02/15/06 02/15/06 | MAT | 2.375 | -5,000,000.00 | -5,000,000.00 | -59,375.00 | 5,059,375.00 |
| 33832 snj101 | FHLB-BOCM | 1365 | 42 | 03/23/06 03/24/06 | 03/23/06 03/23/06 | MAT | 2.020 | -3,000,000.00 | -3,000,000.00 | -30,300.00 | 3,030,300.00 |
| 33845 snj101 | FHLB-CITIG | 1365 | 132 | 02/13/06 02/14/06 | 02/13/06 02/13/06 | MAT | 2.000 | -3,830,000.00 | -3,830,000.00 | -38,300.00 | 3,868,300.00 |

CITY OF SAN JOSE
 TREASURY DIVISION
 DETAIL TRANSACTION REPORT - FIXED INCOME
 01/01/06 TO 03/31/06
 SETTLEMENT DATE BASIS
 FUND: 1 INVESTMENT FUNDS

* ACTIVE TRANSACTIONS *

PAGE: 6
 RUN: 04/24/06 09:33:28

| INV # USER | DESCRIPTION/POOL# MEMO | BANK CASH | BROK DATE | MATURITY /ENTRY | TRADE/ SETTLE | TXN TYP | COUPON YIELD | PAR VALUE ORIGINAL FACE | BOOK VALUE PREM / (DISC) | (INTEREST) AMORT/(ACCRET) | (GAIN)/LOSS SETTLEMENT |
|-----------------|---------------------------|--------------|--------------|----------------------|----------------------|------------|-----------------|----------------------------|-----------------------------|------------------------------|---------------------------|
| 33869 snj101 | USTN-CSFB | 1365 | 180 | 03/31/06 04/03/06 | 03/31/06 03/31/06 | MAT | 1.500 2.072 | -4,815,000.00 | -4,815,000.00 | -36,112.50 | 4,851,112.50 |
| 33872 snj101 | FHLB-GILFD | 1365 | 186 | 02/15/06 02/16/06 | 02/15/06 02/15/06 | MAT | 2.375 2.186 | -5,000,000.00 | -5,000,000.00 | -59,375.00 | 5,059,375.00 |
| 33888 snj101 | FHLB-GILFD | 1365 | 186 | 02/15/06 02/16/06 | 02/15/06 02/15/06 | MAT | 2.375 2.373 | -5,580,000.00 | -5,580,000.00 | -66,262.50 | 5,646,262.50 |
| 34144 snj101 | FHLB-DISC-BA | 1365 | 40 | 01/10/06 01/11/06 | 01/10/06 01/10/06 | MAT | 2.950 3.058 | -1,170,000.00 | -1,170,000.00 | | 1,170,000.00 |
| 34152 snj101 | FHLB-DISC-BA | 1365 | 40 | 01/04/06 01/05/06 | 01/04/06 01/04/06 | MAT | 2.960 3.067 | -10,000,000.00 | -10,000,000.00 | | 10,000,000.00 |
| 34166 snj101 | FHLB-UBC | 1365 | 445 | 03/13/06 03/14/06 | 03/13/06 03/13/06 | MAT | 2.500 3.178 | -10,000,000.00 | -10,000,000.00 | -125,000.00 | 10,125,000.00 |
| 34168 snj101 | FHLB-GILFD | 1365 | 186 | 02/24/06 02/27/06 | 02/24/06 02/24/06 | MAT | 2.500 3.164 | -4,250,000.00 | -4,250,000.00 | -53,125.00 | 4,303,125.00 |
| 34169 snj101 | FHLB-GILFD | 1365 | 186 | 01/06/06 01/09/06 | 01/06/06 01/06/06 | MAT | 1.700 3.114 | -5,000,000.00 | -5,000,000.00 | -21,250.00 | 5,021,250.00 |
| 34175 snj101 | FHLB-DISC-ZFNB | 1365 | 500 | 01/20/06 01/23/06 | 01/20/06 01/20/06 | MAT | 2.980 3.090 | -842,000.00 | -842,000.00 | | 842,000.00 |
| 34181 snj101 | FHLB-DISC-WF | 1365 | 451 | 01/27/06 01/30/06 | 01/27/06 01/27/06 | MAT | 3.040 3.153 | -108,000.00 | -108,000.00 | | 108,000.00 |
| 34203 snj101 | FFCB-DISC-BA | 1365 | 40 | 02/15/06 02/16/06 | 02/15/06 02/15/06 | MAT | 3.160 3.281 | -1,081,000.00 | -1,081,000.00 | | 1,081,000.00 |
| 34252 snj101 | FHLB-DISC-BA | 1365 | 40 | 03/31/06 04/03/06 | 03/31/06 03/31/06 | MAT | 3.440 3.580 | -1,149,000.00 | -1,149,000.00 | | 1,149,000.00 |
| 34253 snj101 | FHLB-DISC-BA | 1365 | 40 | 03/27/06 03/28/06 | 03/27/06 03/27/06 | MAT | 3.460 3.600 | -2,816,000.00 | -2,816,000.00 | | 2,816,000.00 |
| 34258 snj101 | FHLB-DISC-BA | 1365 | 40 | 03/31/06 04/03/06 | 03/31/06 03/31/06 | MAT | 3.490 3.632 | -5,000,000.00 | -5,000,000.00 | | 5,000,000.00 |
| 34363 snj101 | FFCB-DISC-UBS | 1365 | 441 | 03/01/06 03/02/06 | 03/01/06 03/01/06 | MAT | 3.460 3.579 | -2,480,000.00 | -2,480,000.00 | | 2,480,000.00 |
| 34585 snj101 | CP-DISC-UBS FIN DEL-BA | 1365 | 40 | 01/03/06 01/04/06 | 01/03/06 01/03/06 | MAT | 4.190 4.265 | -9,957,000.00 | -9,957,000.00 | | 9,957,000.00 |
| 34605 snj101 | NCD-WFB-WF | 1365 | 451 | 01/10/06 01/11/06 | 01/10/06 01/10/06 | MAT | 4.290 4.377 | -25,000,000.00 | -25,000,000.00 | -77,458.33 | 25,077,458.33 |
| 34610 snj101 | FHLB-DISC-CITIG | 1365 | 132 | 01/30/06 01/31/06 | 01/30/06 01/30/06 | MAT | 4.130 4.208 | -28,600,000.00 | -28,600,000.00 | | 28,600,000.00 |
| 34621 snj101 | CP-DISC-UBS FIND DEL-U | 1365 | 441 | 01/05/06 01/06/06 | 01/05/06 01/05/06 | MAT | 4.280 4.343 | -7,641,000.00 | -7,641,000.00 | | 7,641,000.00 |
| 34622 snj101 | CP-DISC-UBS AMERICAS-B | 1365 | 40 | 01/04/06 01/05/06 | 01/04/06 01/04/06 | MAT | 4.290 4.350 | -18,150,000.00 | -18,150,000.00 | | 18,150,000.00 |
| 34625 snj101 | FHLB-DISC-CITIG | 1365 | 132 | 01/09/06 01/10/06 | 01/09/06 01/09/06 | MAT | 4.130 4.190 | -5,000,000.00 | -5,000,000.00 | | 5,000,000.00 |
| 34626 snj101 | FHLB-DISC-CITIG | 1365 | 132 | 01/17/06 01/18/06 | 01/17/06 01/17/06 | MAT | 4.130 4.194 | -4,000,000.00 | -4,000,000.00 | | 4,000,000.00 |

CITY OF SAN JOSE
 TREASURY DIVISION
 DETAIL TRANSACTION REPORT - FIXED INCOME
 01/01/06 TO 03/31/06
 SETTLEMENT DATE BASIS
 FUND: 1 INVESTMENT FUNDS

* ACTIVE TRANSACTIONS *

PAGE: 7
 RUN: 04/24/06 09:33:28

| INV # USER | DESCRIPTION/POOL# MEMO | BANK CASH | BROK DATE | MATURITY /ENTRY | TRADE/ SETTLE | TXN TYP | COUPON YIELD | PAR VALUE ORIGINAL FACE | BOOK VALUE PREM / (DISC) | (INTEREST) AMORT/(ACCRET) | (GAIN)/LOSS SETTLEMENT |
|-----------------|---------------------------|--------------|--------------|----------------------|----------------------|------------|-----------------|----------------------------|-----------------------------|------------------------------|---------------------------|
| 34627 snj101 | CP-DISC-UBS FIN DEL-BA | 1365 | 40 | 01/18/06 01/19/06 | 01/18/06 01/18/06 | MAT | 4.250 4.316 | -10,000,000.00 | -10,000,000.00 | | 10,000,000.00 |
| 34628 snj101 | CP-DISC-UBS FIN DEL-BA | 1365 | 40 | 01/05/06 01/06/06 | 01/05/06 01/05/06 | MAT | 4.250 4.310 | -12,636,000.00 | -12,636,000.00 | | 12,636,000.00 |
| 34634 snj101 | CP-DISC-WFB-WF | 1365 | 451 | 01/30/06 01/31/06 | 01/30/06 01/30/06 | MAT | 4.240 4.311 | -12,000,000.00 | -12,000,000.00 | | 12,000,000.00 |
| 34639 snj101 | NCD-WFB-WF | 1365 | 451 | 02/27/06 02/28/06 | 02/27/06 02/27/06 | MAT | 4.400 4.485 | -25,000,000.00 | -25,000,000.00 | -146,666.68 | 25,146,666.68 |
| 34640 snj101 | CP-DISC-WFB-WF | 1365 | 451 | 01/11/06 01/12/06 | 01/11/06 01/11/06 | MAT | 4.210 4.269 | -6,105,000.00 | -6,105,000.00 | | 6,105,000.00 |
| 34643 snj101 | CP-DISC-UBS AMERICAS-B | 1365 | 40 | 01/12/06 01/13/06 | 01/12/06 01/12/06 | MAT | 4.230 4.289 | -4,222,000.00 | -4,222,000.00 | | 4,222,000.00 |
| 34646 snj101 | CP-DISC-UBS AMERICAS-B | 1365 | 40 | 01/13/06 01/17/06 | 01/13/06 01/13/06 | MAT | 4.250 4.310 | -3,407,000.00 | -3,407,000.00 | | 3,407,000.00 |
| 34647 snj101 | CP-DISC-UBS AMERICAS-U | 1365 | 441 | 01/19/06 01/20/06 | 01/19/06 01/19/06 | MAT | 4.230 4.289 | -17,044,000.00 | -17,044,000.00 | | 17,044,000.00 |
| 34649 snj101 | FHLB-DISC-CS | 1365 | 179 | 01/20/06 01/23/06 | 01/20/06 01/20/06 | MAT | 4.160 4.218 | -11,775,000.00 | -11,775,000.00 | | 11,775,000.00 |
| 34650 snj101 | CP-DISC-UBS AMERICAS-B | 1365 | 40 | 01/24/06 01/25/06 | 01/24/06 01/24/06 | MAT | 4.250 4.310 | -30,000,000.00 | -30,000,000.00 | | 30,000,000.00 |
| 34651 snj101 | CP-DISC-FIRST DATA-JPM | 1365 | 325 | 01/24/06 01/25/06 | 01/24/06 01/24/06 | MAT | 4.230 4.289 | -40,000,000.00 | -40,000,000.00 | | 40,000,000.00 |
| 34652 snj101 | FHLB-DISC-CITIG | 1365 | 132 | 01/24/06 01/25/06 | 01/24/06 01/24/06 | MAT | 4.120 4.178 | -26,181,000.00 | -26,181,000.00 | | 26,181,000.00 |
| 34656 snj101 | CP-DISC-UBS FIN DEL-BA | 1365 | 40 | 01/26/06 01/27/06 | 01/26/06 01/26/06 | MAT | 4.250 4.310 | -6,700,000.00 | -6,700,000.00 | | 6,700,000.00 |
| 34657 snj101 | CP-DISC-IBM-BA | 1365 | 40 | 02/03/06 02/06/06 | 02/03/06 02/03/06 | MAT | 4.220 4.284 | -18,000,000.00 | -18,000,000.00 | | 18,000,000.00 |
| 34658 snj101 | CP-DISC-UBS FIN DEL-JP | 1365 | 325 | 02/10/06 02/13/06 | 02/10/06 02/10/06 | MAT | 4.400 4.470 | -10,000,000.00 | -10,000,000.00 | | 10,000,000.00 |
| 34659 snj101 | CP-DISC-UBS FIN DEL-UB | 1365 | 441 | 01/25/06 01/26/06 | 01/25/06 01/25/06 | MAT | 4.260 4.320 | -14,375,000.00 | -14,375,000.00 | | 14,375,000.00 |
| 34660 snj101 | FHLB-DISC-CITIG | 1365 | 132 | 02/28/06 03/01/06 | 02/28/06 02/28/06 | MAT | 4.230 4.306 | -25,000,000.00 | -25,000,000.00 | | 25,000,000.00 |
| 34661 snj101 | CP-DISC-BANKAMERICA-BA | 1365 | 40 | 03/06/06 03/07/06 | 03/06/06 03/06/06 | MAT | 4.340 4.422 | -5,595,000.00 | -5,595,000.00 | | 5,595,000.00 |
| 34662 snj101 | CP-DISC-WFB-WF | 1365 | 451 | 02/28/06 03/01/06 | 02/28/06 02/28/06 | MAT | 4.470 4.551 | -2,533,000.00 | -2,533,000.00 | | 2,533,000.00 |
| 34663 snj101 | CP-DISC-FIRST DATA-CIT | 1365 | 132 | 02/01/06 02/02/06 | 02/01/06 02/01/06 | MAT | 4.430 4.494 | -5,781,000.00 | -5,781,000.00 | | 5,781,000.00 |
| 34666 snj101 | CP-DISC-FIRST DATA-CIT | 1365 | 132 | 02/01/06 02/02/06 | 02/01/06 02/01/06 | MAT | 4.430 4.493 | -4,744,000.00 | -4,744,000.00 | | 4,744,000.00 |
| 34668 snj101 | FHLB-DISC-UBS | 1365 | 441 | 02/01/06 02/02/06 | 02/01/06 02/01/06 | MAT | 4.340 4.401 | -9,667,000.00 | -9,667,000.00 | | 9,667,000.00 |

CITY OF SAN JOSE
 TREASURY DIVISION
 DETAIL TRANSACTION REPORT - FIXED INCOME
 01/01/06 TO 03/31/06
 SETTLEMENT DATE BASIS
 FUND: 1 INVESTMENT FUNDS

* ACTIVE TRANSACTIONS *

PAGE: 8
 RUN: 04/24/06 09:33:28

| INV # USER | DESCRIPTION/POOL# MEMO | BANK CASH | BROK DATE | MATURITY /ENTRY | TRADE/ SETTLE | TXN TYP | COUPON YIELD | PAR VALUE ORIGINAL FACE | BOOK VALUE PREM / (DISC) | (INTEREST) AMORT/(ACCRET) | (GAIN)/LOSS SETTLEMENT |
|-----------------|---------------------------|--------------|--------------|----------------------|----------------------|------------|-----------------|----------------------------|-----------------------------|------------------------------|---------------------------|
| 34669 snj101 | CP-DISC-UBS FIN DEL-UB | 1365 | 441 | 02/02/06 02/03/06 | 02/02/06 02/02/06 | MAT | 4.450 4.512 | -9,981,000.00 | -9,981,000.00 | | 9,981,000.00 |
| 34670 snj101 | CP-DISC-UBS FIN DEL-BA | 1365 | 40 | 02/03/06 02/06/06 | 02/03/06 02/03/06 | MAT | 4.480 4.543 | -6,000,000.00 | -6,000,000.00 | | 6,000,000.00 |
| 34672 snj101 | CP-DISC-UBS FIN DEL-BA | 1365 | 40 | 02/06/06 02/07/06 | 02/06/06 02/06/06 | MAT | 4.460 4.524 | -7,052,000.00 | -7,052,000.00 | | 7,052,000.00 |
| 34677 snj101 | FHLB-DISC-UBS | 1365 | 441 | 03/03/06 03/06/06 | 03/03/06 03/03/06 | MAT | 4.390 4.462 | -6,375,000.00 | -6,375,000.00 | | 6,375,000.00 |
| 34678 snj101 | CP-DISC-BOSTON EDISON- | 1365 | 132 | 02/23/06 02/24/06 | 02/23/06 02/23/06 | MAT | 4.480 4.550 | -4,636,000.00 | -4,636,000.00 | | 4,636,000.00 |
| 34679 snj101 | CP-DISC-UBS FIN DEL-BA | 1365 | 40 | 02/21/06 02/22/06 | 02/21/06 02/21/06 | MAT | 4.490 4.557 | -8,130,000.00 | -8,130,000.00 | | 8,130,000.00 |
| 34683 snj101 | CP-DISC-UBS FIN DEL-BA | 1365 | 40 | 02/16/06 02/17/06 | 02/16/06 02/16/06 | MAT | 4.530 4.593 | -13,869,000.00 | -13,869,000.00 | | 13,869,000.00 |
| 34685 snj101 | CP-DISC-UBS FIN DEL-BA | 1365 | 40 | 02/17/06 02/21/06 | 02/17/06 02/17/06 | MAT | 4.470 4.533 | -10,870,000.00 | -10,870,000.00 | | 10,870,000.00 |
| 34692 snj101 | CP-DISC-FIRST DATA-CIT | 1365 | 132 | 03/07/06 03/08/06 | 03/07/06 03/07/06 | MAT | 4.520 4.587 | -5,000,000.00 | -5,000,000.00 | | 5,000,000.00 |
| 34693 snj101 | FHLB-DISC-CS | 1365 | 179 | 03/01/06 03/02/06 | 03/01/06 03/01/06 | MAT | 4.330 4.391 | -15,183,000.00 | -15,183,000.00 | | 15,183,000.00 |
| 34694 snj101 | FHLB-DISC-CITIG | 1365 | 132 | 03/01/06 03/02/06 | 03/01/06 03/01/06 | MAT | 4.300 4.360 | -14,709,000.00 | -14,709,000.00 | | 14,709,000.00 |
| 34695 snj101 | CP-DISC-WFB-WF | 1365 | 451 | 03/02/06 03/03/06 | 03/02/06 03/02/06 | MAT | 4.450 4.512 | -24,035,000.00 | -24,035,000.00 | | 24,035,000.00 |
| 34700 snj101 | FHLB-DISC-UBS | 1365 | 441 | 03/03/06 03/06/06 | 03/03/06 03/03/06 | MAT | 4.380 4.441 | -19,553,000.00 | -19,553,000.00 | | 19,553,000.00 |
| 34702 snj101 | CP-DISC-UBS FIN DEL-BA | 1365 | 40 | 03/06/06 03/07/06 | 03/06/06 03/06/06 | MAT | 4.480 4.544 | -5,784,000.00 | -5,784,000.00 | | 5,784,000.00 |
| 34704 snj101 | CP-DISC-UBS AMERICAS-B | 1365 | 40 | 03/07/06 03/08/06 | 03/07/06 03/07/06 | MAT | 4.490 4.553 | -2,062,000.00 | -2,062,000.00 | | 2,062,000.00 |
| 34710 snj101 | CP-DISC-UBS FIN DEL-UB | 1365 | 441 | 03/20/06 03/21/06 | 03/20/06 03/20/06 | MAT | 4.480 4.546 | -11,060,000.00 | -11,060,000.00 | | 11,060,000.00 |
| 34713 snj101 | CP-DISC-BOSTON EDISON- | 1365 | 132 | 03/16/06 03/17/06 | 03/16/06 03/16/06 | MAT | 4.540 4.604 | -25,000,000.00 | -25,000,000.00 | | 25,000,000.00 |
| 34714 snj101 | CP-DISC-WFB-WF | 1365 | 451 | 03/17/06 03/20/06 | 03/17/06 03/17/06 | MAT | 4.460 4.523 | -29,742,000.00 | -29,742,000.00 | | 29,742,000.00 |
| 34716 snj101 | CP-DISC-FIRST DATA-CIT | 1365 | 132 | 03/20/06 03/21/06 | 03/20/06 03/20/06 | MAT | 4.490 4.554 | -12,234,000.00 | -12,234,000.00 | | 12,234,000.00 |
| 34717 snj101 | CP-DISC-UBS FIN DEL-BA | 1365 | 40 | 03/21/06 03/22/06 | 03/21/06 03/21/06 | MAT | 4.500 4.563 | -18,200,000.00 | -18,200,000.00 | | 18,200,000.00 |
| 34718 snj101 | FHLB-DISC-BA | 1365 | 40 | 03/21/06 03/22/06 | 03/21/06 03/21/06 | MAT | 4.370 4.431 | -9,290,000.00 | -9,290,000.00 | | 9,290,000.00 |
| 34719 snj101 | CP-DISC-UBS FIN DEL-BA | 1365 | 40 | 03/22/06 03/23/06 | 03/22/06 03/22/06 | MAT | 4.530 4.593 | -12,000,000.00 | -12,000,000.00 | | 12,000,000.00 |

CITY OF SAN JOSE
 TREASURY DIVISION
 DETAIL TRANSACTION REPORT - FIXED INCOME
 01/01/06 TO 03/31/06
 SETTLEMENT DATE BASIS
 FUND: 1 INVESTMENT FUNDS

* ACTIVE TRANSACTIONS *

PAGE: 9
 RUN: 04/24/06 09:33:28

| INV # USER | DESCRIPTION/POOL# MEMO | BANK CASH | BROK DATE | MATURITY /ENTRY | TRADE/ SETTLE | TXN TYP | COUPON YIELD | PAR VALUE ORIGINAL FACE | BOOK VALUE PREM / (DISC) | (INTEREST) AMORT/(ACCRET) | (GAIN)/LOSS SETTLEMENT |
|------------------------|---------------------------|--------------|--------------|--------------------|------------------|------------|-----------------|----------------------------|-----------------------------|------------------------------|---------------------------|
| 34723 snj101 | CP-DISC-FIRST DATA-CIT | 1365 | 132 | 03/24/06 | 03/24/06 | MAT | 4.590 | -11,154,000.00 | -11,154,000.00 | | |
| | | | | 03/27/06 | 03/24/06 | | 4.654 | | | | 11,154,000.00 |
| 34724 snj101 | CP-DISC-UBS FIN DEL-BA | 1365 | 40 | 03/27/06 | 03/27/06 | MAT | 4.650 | -16,771,000.00 | -16,771,000.00 | | |
| | | | | 03/28/06 | 03/27/06 | | 4.716 | | | | 16,771,000.00 |
| 34726 snj101 | CP-DISC-UBS FIN DEL-BA | 1365 | 40 | 03/28/06 | 03/28/06 | MAT | 4.730 | -14,581,000.00 | -14,581,000.00 | | |
| | | | | 03/29/06 | 03/28/06 | | 4.796 | | | | 14,581,000.00 |
| 34727 snj101 | CP-DISC-CATERPILLAR-BA | 1365 | 40 | 03/29/06 | 03/29/06 | MAT | 4.680 | -11,448,000.00 | -11,448,000.00 | | |
| | | | | 03/30/06 | 03/29/06 | | 4.746 | | | | 11,448,000.00 |
| 34729 snj101 | FHLB-DISC-UBS | 1365 | 441 | 03/30/06 | 03/30/06 | MAT | 4.580 | -15,228,000.00 | -15,228,000.00 | | |
| | | | | 04/03/06 | 03/30/06 | | 4.644 | | | | 15,228,000.00 |
| SUBTOTAL (Txn Typ) MAT | | | | | | ASSETS | 4.198 | -847311000.00 | -847311000.00 | -1,476,525.01 | 848,787,525.01 |
| | | | | | | | 4.267 | | | | |
| 32611 snj101 | FHLB-FTB | 1365 | | 02/15/06 | 02/15/06 | AMRT | 5.375 | | 37,031.82 | | |
| | | | | 02/16/06 | 02/15/06 | | 5.552 | | | -37,031.82 | |
| 32666 snj101 | FHLB-FTB | 1365 | | 02/14/06 | 02/14/06 | AMRT | 5.900 | | -178,865.03 | | |
| | | | | 02/15/06 | 02/14/06 | | 5.425 | | | 178,865.03 | |
| 32680 snj101 | FHLB-SSB | 1365 | | 02/15/06 | 02/15/06 | AMRT | 5.375 | | 1,450.00 | | |
| | | | | 02/16/06 | 02/15/06 | | 5.380 | | | -1,450.00 | |
| 33633 snj101 | FHLB-BOCM | 1365 | | 03/15/06 | 03/15/06 | AMRT | 2.500 | | -41,500.00 | | |
| | | | | 03/16/06 | 03/15/06 | | 2.157 | | | 41,500.00 | |
| 33634 snj101 | FHLB-UBC | 1365 | | 03/15/06 | 03/15/06 | AMRT | 2.500 | | -42,200.00 | | |
| | | | | 03/16/06 | 03/15/06 | | 2.151 | | | 42,200.00 | |
| 33637 snj101 | FNMA-UBC | 1365 | | 03/17/06 | 03/17/06 | AMRT | 2.410 | | -32,970.10 | | |
| | | | | 03/20/06 | 03/17/06 | | 2.138 | | | 32,970.10 | |
| 33652 snj101 | FHLB-BOCM | 1365 | | 03/15/06 | 03/15/06 | AMRT | 2.500 | | -15,329.07 | | |
| | | | | 03/16/06 | 03/15/06 | | 2.270 | | | 15,329.07 | |
| 33703 snj101 | FHLB-WF | 1365 | | 02/15/06 | 02/15/06 | AMRT | 2.375 | | -23,250.00 | | |
| | | | | 02/16/06 | 02/15/06 | | 2.160 | | | 23,250.00 | |
| 33832 snj101 | FHLB-BOCM | 1365 | | 03/23/06 | 03/23/06 | AMRT | 2.020 | | 5,156.25 | | |
| | | | | 03/24/06 | 03/23/06 | | 2.108 | | | -5,156.25 | |
| 33845 snj101 | FHLB-CITIG | 1365 | | 02/13/06 | 02/13/06 | AMRT | 2.000 | | -22,711.90 | | |
| | | | | 02/14/06 | 02/13/06 | | 1.682 | | | 22,711.90 | |
| 33869 snj101 | USTN-CSFB | 1365 | | 03/31/06 | 03/31/06 | AMRT | 1.500 | | 52,664.06 | | |
| | | | | 04/03/06 | 03/31/06 | | 2.072 | | | -52,664.06 | |
| 33872 snj101 | FHLB-GILFD | 1365 | | 02/15/06 | 02/15/06 | AMRT | 2.375 | | -16,820.45 | | |
| | | | | 02/16/06 | 02/15/06 | | 2.186 | | | 16,820.45 | |
| 33888 snj101 | FHLB-GILFD | 1365 | | 02/15/06 | 02/15/06 | AMRT | 2.375 | | -100.35 | | |
| | | | | 02/16/06 | 02/15/06 | | 2.373 | | | 100.35 | |
| 34144 snj101 | FHLB-DISC-BA | 1365 | | 01/10/06 | 01/10/06 | AMRT | 2.950 | | 34,131.50 | | |
| | | | | 01/11/06 | 01/10/06 | | 3.058 | | | -34,131.50 | |
| 34152 snj101 | FHLB-DISC-BA | 1365 | | 01/04/06 | 01/04/06 | AMRT | 2.960 | | 286,133.33 | | |
| | | | | 01/05/06 | 01/04/06 | | 3.067 | | | -286,133.33 | |

C I T Y O F S A N J O S E
T R E A S U R Y D I V I S I O N
D E T A I L T R A N S A C T I O N R E P O R T - F I X E D I N C O M E
0 1 / 0 1 / 0 6 T O 0 3 / 3 1 / 0 6
S E T T L E M E N T D A T E B A S I S
F U N D : 1 I N V E S T M E N T F U N D S

* ACTIVE TRANSACTIONS *

PAGE: 10

RUN: 04/24/06 09:33:28

| INV # USER | DESCRIPTION/POOL# MEMO | BANK CASH | BROK DATE | MATURITY /ENTRY | TRADE/ SETTLE | TXN TYP | COUPON YIELD | PAR VALUE ORIGINAL FACE | BOOK VALUE PREM / (DISC) | (INTEREST) AMORT/(ACCRET) | (GAIN)/LOSS SETTLEMENT |
|-----------------|---------------------------|--------------|--------------|--------------------|------------------|------------|-----------------|----------------------------|-----------------------------|------------------------------|---------------------------|
| 34166 snj101 | FHLB-UBC | 1365 | | 03/13/06 | 03/13/06 | AMRT | 2.500 | | 75,082.78 | | |
| | | | | 03/14/06 | 03/13/06 | | 3.178 | | | -75,082.78 | |
| 34168 snj101 | FHLB-GILFD | 1365 | | 02/24/06 | 02/24/06 | AMRT | 2.500 | | 29,806.95 | | |
| | | | | 02/27/06 | 02/24/06 | | 3.164 | | | -29,806.95 | |
| 34169 snj101 | FHLB-GILFD | 1365 | | 01/06/06 | 01/06/06 | AMRT | 1.700 | | 65,277.00 | | |
| | | | | 01/09/06 | 01/06/06 | | 3.114 | | | -65,277.00 | |
| 34175 snj101 | FHLB-DISC-ZFNB | 1365 | | 01/20/06 | 01/20/06 | AMRT | 2.980 | | 24,882.50 | | |
| | | | | 01/23/06 | 01/20/06 | | 3.090 | | | -24,882.50 | |
| 34181 snj101 | FHLB-DISC-WF | 1365 | | 01/27/06 | 01/27/06 | AMRT | 3.040 | | 3,219.36 | | |
| | | | | 01/30/06 | 01/27/06 | | 3.153 | | | -3,219.36 | |
| 34203 snj101 | FFCB-DISC-BA | 1365 | | 02/15/06 | 02/15/06 | AMRT | 3.160 | | 33,874.94 | | |
| | | | | 02/16/06 | 02/15/06 | | 3.281 | | | -33,874.94 | |
| 34252 snj101 | FHLB-DISC-BA | 1365 | | 03/31/06 | 03/31/06 | AMRT | 3.440 | | 39,306.01 | | |
| | | | | 04/03/06 | 03/31/06 | | 3.580 | | | -39,306.01 | |
| 34253 snj101 | FHLB-DISC-BA | 1365 | | 03/27/06 | 03/27/06 | AMRT | 3.460 | | 95,539.06 | | |
| | | | | 03/28/06 | 03/27/06 | | 3.600 | | | -95,539.06 | |
| 34258 snj101 | FHLB-DISC-BA | 1365 | | 03/31/06 | 03/31/06 | AMRT | 3.490 | | 171,591.67 | | |
| | | | | 04/03/06 | 03/31/06 | | 3.632 | | | -171,591.67 | |
| 34363 snj101 | FFCB-DISC-UBS | 1365 | | 03/01/06 | 03/01/06 | AMRT | 3.460 | | 61,972.44 | | |
| | | | | 03/02/06 | 03/01/06 | | 3.579 | | | -61,972.44 | |
| 34585 snj101 | CP-DISC-UBS FIN DEL-BA | 1365 | | 01/03/06 | 01/03/06 | AMRT | 4.190 | | 38,243.18 | | |
| | | | | 01/04/06 | 01/03/06 | | 4.265 | | | -38,243.18 | |
| 34610 snj101 | FHLB-DISC-CITIG | 1365 | | 01/30/06 | 01/30/06 | AMRT | 4.130 | | 137,804.33 | | |
| | | | | 01/31/06 | 01/30/06 | | 4.208 | | | -137,804.33 | |
| 34621 snj101 | CP-DISC-UBS FIND DEL-U | 1365 | | 01/05/06 | 01/05/06 | AMRT | 4.280 | | 5,450.58 | | |
| | | | | 01/06/06 | 01/05/06 | | 4.343 | | | -5,450.58 | |
| 34622 snj101 | CP-DISC-UBS AMERICAS-B | 1365 | | 01/04/06 | 01/04/06 | AMRT | 4.290 | | 2,162.87 | | |
| | | | | 01/05/06 | 01/04/06 | | 4.350 | | | -2,162.87 | |
| 34625 snj101 | FHLB-DISC-CITIG | 1365 | | 01/09/06 | 01/09/06 | AMRT | 4.130 | | 2,868.06 | | |
| | | | | 01/10/06 | 01/09/06 | | 4.190 | | | -2,868.06 | |
| 34626 snj101 | FHLB-DISC-CITIG | 1365 | | 01/17/06 | 01/17/06 | AMRT | 4.130 | | 5,965.56 | | |
| | | | | 01/18/06 | 01/17/06 | | 4.194 | | | -5,965.56 | |
| 34627 snj101 | CP-DISC-UBS FIN DEL-BA | 1365 | | 01/18/06 | 01/18/06 | AMRT | 4.250 | | 16,527.78 | | |
| | | | | 01/19/06 | 01/18/06 | | 4.316 | | | -16,527.78 | |
| 34628 snj101 | CP-DISC-UBS FIN DEL-BA | 1365 | | 01/05/06 | 01/05/06 | AMRT | 4.250 | | 1,491.75 | | |
| | | | | 01/06/06 | 01/05/06 | | 4.310 | | | -1,491.75 | |
| 34634 snj101 | CP-DISC-WFB-WF | 1365 | | 01/30/06 | 01/30/06 | AMRT | 4.240 | | 33,920.00 | | |
| | | | | 01/31/06 | 01/30/06 | | 4.311 | | | -33,920.00 | |
| 34640 snj101 | CP-DISC-WFB-WF | 1365 | | 01/11/06 | 01/11/06 | AMRT | 4.210 | | 713.95 | | |
| | | | | 01/12/06 | 01/11/06 | | 4.269 | | | -713.95 | |
| 34643 snj101 | CP-DISC-UBS AMERICAS-B | 1365 | | 01/12/06 | 01/12/06 | AMRT | 4.230 | | 496.08 | | |
| | | | | 01/13/06 | 01/12/06 | | 4.289 | | | -496.08 | |
| 34646 snj101 | CP-DISC-UBS AMERICAS-B | 1365 | | 01/13/06 | 01/13/06 | AMRT | 4.250 | | 402.22 | | |
| | | | | 01/17/06 | 01/13/06 | | 4.310 | | | -402.22 | |

C I T Y O F S A N J O S E
T R E A S U R Y D I V I S I O N
DETAIL TRANSACTION REPORT - FIXED INCOME
01/01/06 TO 03/31/06
SETTLEMENT DATE BASIS
FUND: 1 INVESTMENT FUNDS

* ACTIVE TRANSACTIONS *

PAGE: 11

RUN: 04/24/06 09:33:28

| INV # USER | DESCRIPTION/POOL# MEMO | BANK CASH | BROK DATE | MATURITY /ENTRY | TRADE/ SETTLE | TXN TYP | COUPON YIELD | PAR VALUE ORIGINAL FACE | BOOK VALUE PREM / (DISC) | (INTEREST) AMORT/(ACCRET) | (GAIN)/LOSS SETTLEMENT |
|-----------------|---------------------------|--------------|--------------|--------------------|------------------|------------|-----------------|----------------------------|-----------------------------|------------------------------|---------------------------|
| 34647 snj101 | CP-DISC-UBS AMERICAS-U | 1365 | | 01/19/06 | 01/19/06 | AMRT | 4.230 | | 2,002.67 | | |
| | | | | 01/20/06 | 01/19/06 | | 4.289 | | | -2,002.67 | |
| 34649 snj101 | FHLB-DISC-CS | 1365 | | 01/20/06 | 01/20/06 | AMRT | 4.160 | | 1,360.67 | | |
| | | | | 01/23/06 | 01/20/06 | | 4.218 | | | -1,360.67 | |
| 34650 snj101 | CP-DISC-UBS AMERICAS-B | 1365 | | 01/24/06 | 01/24/06 | AMRT | 4.250 | | 3,541.67 | | |
| | | | | 01/25/06 | 01/24/06 | | 4.310 | | | -3,541.67 | |
| 34651 snj101 | CP-DISC-FIRST DATA-JPM | 1365 | | 01/24/06 | 01/24/06 | AMRT | 4.230 | | 4,700.00 | | |
| | | | | 01/25/06 | 01/24/06 | | 4.289 | | | -4,700.00 | |
| 34652 snj101 | FHLB-DISC-CITIG | 1365 | | 01/24/06 | 01/24/06 | AMRT | 4.120 | | 2,996.27 | | |
| | | | | 01/25/06 | 01/24/06 | | 4.178 | | | -2,996.27 | |
| 34656 snj101 | CP-DISC-UBS FIN DEL-BA | 1365 | | 01/26/06 | 01/26/06 | AMRT | 4.250 | | 1,581.94 | | |
| | | | | 01/27/06 | 01/26/06 | | 4.310 | | | -1,581.94 | |
| 34657 snj101 | CP-DISC-IBM-BA | 1365 | | 02/03/06 | 02/03/06 | AMRT | 4.220 | | 21,100.00 | | |
| | | | | 02/06/06 | 02/03/06 | | 4.284 | | | -21,100.00 | |
| 34658 snj101 | CP-DISC-UBS FIN DEL-JP | 1365 | | 02/10/06 | 02/10/06 | AMRT | 4.400 | | 20,777.78 | | |
| | | | | 02/13/06 | 02/10/06 | | 4.470 | | | -20,777.78 | |
| 34659 snj101 | CP-DISC-UBS FIN DEL-UB | 1365 | | 01/25/06 | 01/25/06 | AMRT | 4.260 | | 1,701.04 | | |
| | | | | 01/26/06 | 01/25/06 | | 4.320 | | | -1,701.04 | |
| 34660 snj101 | FHLB-DISC-CITIG | 1365 | | 02/28/06 | 02/28/06 | AMRT | 4.230 | | 102,812.50 | | |
| | | | | 03/01/06 | 02/28/06 | | 4.306 | | | -102,812.50 | |
| 34661 snj101 | CP-DISC-BANKAMERICA-BA | 1365 | | 03/06/06 | 03/06/06 | AMRT | 4.340 | | 26,980.33 | | |
| | | | | 03/07/06 | 03/06/06 | | 4.422 | | | -26,980.33 | |
| 34662 snj101 | CP-DISC-WFB-WF | 1365 | | 02/28/06 | 02/28/06 | AMRT | 4.470 | | 10,378.97 | | |
| | | | | 03/01/06 | 02/28/06 | | 4.551 | | | -10,378.97 | |
| 34663 snj101 | CP-DISC-FIRST DATA-CIT | 1365 | | 02/01/06 | 02/01/06 | AMRT | 4.430 | | 3,556.92 | | |
| | | | | 02/02/06 | 02/01/06 | | 4.494 | | | -3,556.92 | |
| 34666 snj101 | CP-DISC-FIRST DATA-CIT | 1365 | | 02/01/06 | 02/01/06 | AMRT | 4.430 | | 1,167.55 | | |
| | | | | 02/02/06 | 02/01/06 | | 4.493 | | | -1,167.55 | |
| 34668 snj101 | FHLB-DISC-UBS | 1365 | | 02/01/06 | 02/01/06 | AMRT | 4.340 | | 1,165.41 | | |
| | | | | 02/02/06 | 02/01/06 | | 4.401 | | | -1,165.41 | |
| 34669 snj101 | CP-DISC-UBS FIN DEL-UB | 1365 | | 02/02/06 | 02/02/06 | AMRT | 4.450 | | 1,233.76 | | |
| | | | | 02/03/06 | 02/02/06 | | 4.512 | | | -1,233.76 | |
| 34670 snj101 | CP-DISC-UBS FIN DEL-BA | 1365 | | 02/03/06 | 02/03/06 | AMRT | 4.480 | | 746.67 | | |
| | | | | 02/06/06 | 02/03/06 | | 4.543 | | | -746.67 | |
| 34672 snj101 | CP-DISC-UBS FIN DEL-BA | 1365 | | 02/06/06 | 02/06/06 | AMRT | 4.460 | | 2,620.99 | | |
| | | | | 02/07/06 | 02/06/06 | | 4.524 | | | -2,620.99 | |
| 34677 snj101 | FHLB-DISC-UBS | 1365 | | 03/03/06 | 03/03/06 | AMRT | 4.390 | | 16,325.31 | | |
| | | | | 03/06/06 | 03/03/06 | | 4.462 | | | -16,325.31 | |
| 34678 snj101 | CP-DISC-BOSTON EDISON- | 1365 | | 02/23/06 | 02/23/06 | AMRT | 4.480 | | 7,500.02 | | |
| | | | | 02/24/06 | 02/23/06 | | 4.550 | | | -7,500.02 | |
| 34679 snj101 | CP-DISC-UBS FIN DEL-BA | 1365 | | 02/21/06 | 02/21/06 | AMRT | 4.490 | | 8,111.93 | | |
| | | | | 02/22/06 | 02/21/06 | | 4.557 | | | -8,111.93 | |
| 34683 snj101 | CP-DISC-UBS FIN DEL-BA | 1365 | | 02/16/06 | 02/16/06 | AMRT | 4.530 | | 1,745.18 | | |
| | | | | 02/17/06 | 02/16/06 | | 4.593 | | | -1,745.18 | |

C I T Y O F S A N J O S E
T R E A S U R Y D I V I S I O N
D E T A I L T R A N S A C T I O N R E P O R T - F I X E D I N C O M E
0 1 / 0 1 / 0 6 T O 0 3 / 3 1 / 0 6
S E T T L E M E N T D A T E B A S I S
F U N D : 1 I N V E S T M E N T F U N D S

* ACTIVE TRANSACTIONS *

PAGE: 12
RUN: 04/24/06 09:33:28

| INV # USER | DESCRIPTION/POOL# MEMO | BANK CASH | BROK DATE | MATURITY /ENTRY | TRADE/ SETTLE | TXN TYP | COUPON YIELD | PAR VALUE ORIGINAL FACE | BOOK VALUE PREM / (DISC) | (INTEREST) AMORT/(ACCRET) | (GAIN)/LOSS SETTLEMENT |
|-------------------------|---------------------------|--------------|--------------|--------------------|------------------|------------|-----------------|----------------------------|-----------------------------|------------------------------|---------------------------|
| 34685 | CP-DISC-UBS FIN DEL-BA | 1365 | | 02/17/06 | 02/17/06 | AMRT | 4.470 | | 1,349.69 | | |
| snj101 | | | | 02/21/06 | 02/17/06 | | 4.533 | | | -1,349.69 | |
| 34692 | CP-DISC-FIRST DATA-CIT | 1365 | | 03/07/06 | 03/07/06 | AMRT | 4.520 | | 4,394.44 | | |
| snj101 | | | | 03/08/06 | 03/07/06 | | 4.587 | | | -4,394.44 | |
| 34693 | FHLB-DISC-CS | 1365 | | 03/01/06 | 03/01/06 | AMRT | 4.330 | | 1,826.18 | | |
| snj101 | | | | 03/02/06 | 03/01/06 | | 4.391 | | | -1,826.18 | |
| 34694 | FHLB-DISC-CITIG | 1365 | | 03/01/06 | 03/01/06 | AMRT | 4.300 | | 1,756.91 | | |
| snj101 | | | | 03/02/06 | 03/01/06 | | 4.360 | | | -1,756.91 | |
| 34695 | CP-DISC-WFB-WF | 1365 | | 03/02/06 | 03/02/06 | AMRT | 4.450 | | 2,970.99 | | |
| snj101 | | | | 03/03/06 | 03/02/06 | | 4.512 | | | -2,970.99 | |
| 34700 | FHLB-DISC-UBS | 1365 | | 03/03/06 | 03/03/06 | AMRT | 4.380 | | 2,378.95 | | |
| snj101 | | | | 03/06/06 | 03/03/06 | | 4.441 | | | -2,378.95 | |
| 34702 | CP-DISC-UBS FIN DEL-BA | 1365 | | 03/06/06 | 03/06/06 | AMRT | 4.480 | | 2,159.36 | | |
| snj101 | | | | 03/07/06 | 03/06/06 | | 4.544 | | | -2,159.36 | |
| 34704 | CP-DISC-UBS AMERICAS-B | 1365 | | 03/07/06 | 03/07/06 | AMRT | 4.490 | | 257.18 | | |
| snj101 | | | | 03/08/06 | 03/07/06 | | 4.553 | | | -257.18 | |
| 34710 | CP-DISC-UBS FIN DEL-UB | 1365 | | 03/20/06 | 03/20/06 | AMRT | 4.480 | | 9,634.49 | | |
| snj101 | | | | 03/21/06 | 03/20/06 | | 4.546 | | | -9,634.49 | |
| 34713 | CP-DISC-BOSTON EDISON- | 1365 | | 03/16/06 | 03/16/06 | AMRT | 4.540 | | 3,152.78 | | |
| snj101 | | | | 03/17/06 | 03/16/06 | | 4.604 | | | -3,152.78 | |
| 34714 | CP-DISC-WFB-WF | 1365 | | 03/17/06 | 03/17/06 | AMRT | 4.460 | | 3,684.70 | | |
| snj101 | | | | 03/20/06 | 03/17/06 | | 4.523 | | | -3,684.70 | |
| 34716 | CP-DISC-FIRST DATA-CIT | 1365 | | 03/20/06 | 03/20/06 | AMRT | 4.490 | | 4,577.55 | | |
| snj101 | | | | 03/21/06 | 03/20/06 | | 4.554 | | | -4,577.55 | |
| 34717 | CP-DISC-UBS FIN DEL-BA | 1365 | | 03/21/06 | 03/21/06 | AMRT | 4.500 | | 2,275.00 | | |
| snj101 | | | | 03/22/06 | 03/21/06 | | 4.563 | | | -2,275.00 | |
| 34718 | FHLB-DISC-BA | 1365 | | 03/21/06 | 03/21/06 | AMRT | 4.370 | | 1,127.70 | | |
| snj101 | | | | 03/22/06 | 03/21/06 | | 4.431 | | | -1,127.70 | |
| 34719 | CP-DISC-UBS FIN DEL-BA | 1365 | | 03/22/06 | 03/22/06 | AMRT | 4.530 | | 1,510.00 | | |
| snj101 | | | | 03/23/06 | 03/22/06 | | 4.593 | | | -1,510.00 | |
| 34723 | CP-DISC-FIRST DATA-CIT | 1365 | | 03/24/06 | 03/24/06 | AMRT | 4.590 | | 1,422.13 | | |
| snj101 | | | | 03/27/06 | 03/24/06 | | 4.654 | | | -1,422.13 | |
| 34724 | CP-DISC-UBS FIN DEL-BA | 1365 | | 03/27/06 | 03/27/06 | AMRT | 4.650 | | 6,498.76 | | |
| snj101 | | | | 03/28/06 | 03/27/06 | | 4.716 | | | -6,498.76 | |
| 34726 | CP-DISC-UBS FIN DEL-BA | 1365 | | 03/28/06 | 03/28/06 | AMRT | 4.730 | | 1,915.78 | | |
| snj101 | | | | 03/29/06 | 03/28/06 | | 4.796 | | | -1,915.78 | |
| 34727 | CP-DISC-CATERPILLAR-BA | 1365 | | 03/29/06 | 03/29/06 | AMRT | 4.680 | | 1,488.24 | | |
| snj101 | | | | 03/30/06 | 03/29/06 | | 4.746 | | | -1,488.24 | |
| 34729 | FHLB-DISC-UBS | 1365 | | 03/30/06 | 03/30/06 | AMRT | 4.580 | | 1,937.34 | | |
| snj101 | | | | 04/03/06 | 03/30/06 | | 4.644 | | | -1,937.34 | |
| SUBTOTAL (Txn Typ) AMRT | | | | | | ASSETS | 4.188 | | 1,189,844.88 | | |
| | | | | | | | 4.257 | | | -1,189,844.88 | |

CITY OF SAN JOSE
 TREASURY DIVISION
 DETAIL TRANSACTION REPORT - FIXED INCOME
 01/01/06 TO 03/31/06
 SETTLEMENT DATE BASIS
 FUND: 1 INVESTMENT FUNDS

* ACTIVE TRANSACTIONS *

PAGE: 13
 RUN: 04/24/06 09:33:28

| INV # USER | DESCRIPTION/POOL# MEMO | BANK CASH | BROK DATE | MATURITY /ENTRY | TRADE/ SETTLE | TXN TYP | COUPON YIELD | PAR VALUE ORIGINAL FACE | BOOK VALUE PREM / (DISC) | (INTEREST) AMORT/(ACCRET) | (GAIN)/LOSS SETTLEMENT |
|------------------|---------------------------|--------------|--------------|--------------------|------------------|------------|-----------------|----------------------------|-----------------------------|------------------------------|---------------------------|
| 32936 gabriel | STATE INVESTMT POOL-CT | 1235 | 415 | 04/01/06 | 01/09/06 | PURC | 4.034 | 115,000.00 | 115,000.00 | | |
| | | | | 01/09/06 | 01/09/06 | | 4.034 | | | | -115,000.00 |
| | | | 415 | | 01/13/06 | PURC | 4.034 | 151,624.11 | 151,624.11 | | |
| | | | | 01/17/06 | 01/13/06 | | 4.034 | | | | -151,624.11 |
| | | | 415 | | 01/23/06 | PURC | 4.034 | 10,000,000.00 | 10,000,000.00 | | |
| | | | | 01/23/06 | 01/23/06 | | 4.034 | | | | -10,000,000.00 |
| 33658 gabriel | STATE INVESTMT POOL-RD | 1365 | 415 | 04/01/06 | 01/13/06 | PURC | 4.034 | 137,959.12 | 137,959.12 | | |
| | | | | 01/17/06 | 01/13/06 | | 4.034 | | | | -137,959.12 |
| | | | 415 | | 01/23/06 | PURC | 4.034 | 4,682,000.00 | 4,682,000.00 | | |
| | | | | 01/23/06 | 01/23/06 | | 4.034 | | | | -4,682,000.00 |
| | | | 415 | | 03/22/06 | PURC | 4.034 | 10,330,000.00 | 10,330,000.00 | | |
| | | | | 03/22/06 | 03/22/06 | | 4.034 | | | | -10,330,000.00 |
| 34622 maria | CP-DISC-UBS AMERICAS-B | 1365 | 40 | 01/04/06 | 01/03/06 | PURC | 4.290 | 18,150,000.00 | 18,147,837.13 | | |
| | | | | 01/03/06 | 01/23/06 | | 4.350 | | -2,162.87 | | -18,147,837.13 |
| | | | 132 | 01/09/06 | 01/04/06 | PURC | 4.130 | 5,000,000.00 | 4,997,131.94 | | |
| | | | | 01/04/06 | 01/04/06 | | 4.190 | | -2,868.06 | | -4,997,131.94 |
| | | | 132 | 01/17/06 | 01/04/06 | PURC | 4.130 | 4,000,000.00 | 3,994,034.44 | | |
| | | | | 01/04/06 | 01/04/06 | | 4.194 | | -5,965.56 | | -3,994,034.44 |
| | | | 40 | 01/18/06 | 01/04/06 | PURC | 4.250 | 10,000,000.00 | 9,983,472.22 | | |
| | | | | 01/04/06 | 01/04/06 | | 4.316 | | -16,527.78 | | -9,983,472.22 |
| | | | 40 | 01/05/06 | 01/04/06 | PURC | 4.250 | 12,636,000.00 | 12,634,508.25 | | |
| | | | | 01/04/06 | 01/04/06 | | 4.310 | | -1,491.75 | | -12,634,508.25 |
| | | | 40 | 06/20/06 | 01/05/06 | PURC | 4.430 | 5,000,000.00 | 4,897,863.89 | | |
| | | | | 01/04/06 | 01/05/06 | | 4.585 | | -102,136.11 | | -4,897,863.89 |
| | | | 186 | 12/22/06 | 01/05/06 | PURC | 3.800 | 5,000,000.00 | 4,969,011.11 | | |
| | | | | 01/04/06 | 01/05/06 | | 4.610 | | -30,988.89 | | -4,969,011.11 |
| | | | 186 | 02/15/07 | 01/05/06 | PURC | 2.875 | 4,000,000.00 | 3,969,802.22 | | |
| | | | | 01/04/06 | 01/05/06 | | 4.621 | | -30,197.78 | | -3,969,802.22 |
| | | | 451 | 11/21/06 | 01/05/06 | PURC | 3.075 | 5,000,000.00 | 4,952,181.67 | | |
| | | | | 01/04/06 | 01/05/06 | | 4.638 | | -47,818.33 | | -4,952,181.67 |
| | | | 186 | 11/29/06 | 01/05/06 | PURC | 3.200 | 2,800,000.00 | 2,773,988.00 | | |
| | | | | 01/05/06 | 01/05/06 | | 4.630 | | -26,012.00 | | -2,773,988.00 |
| | | | 451 | 01/30/06 | 01/06/06 | PURC | 4.240 | 12,000,000.00 | 11,966,080.00 | | |
| | | | | 01/06/06 | 01/06/06 | | 4.311 | | -33,920.00 | | -11,966,080.00 |
| | | | 186 | 09/29/06 | 01/06/06 | PURC | 3.750 | 5,285,000.00 | 5,304,787.92 | | |
| | | | | 01/06/06 | 01/06/06 | | 4.638 | | 19,787.92 | | -5,304,787.92 |
| | | | 40 | 10/27/06 | 01/09/06 | PURC | 2.260 | 2,500,000.00 | 2,464,925.00 | | |
| | | | | 01/09/06 | 01/09/06 | | 4.645 | | -35,075.00 | | -2,464,925.00 |
| | | | 40 | 11/15/06 | 01/09/06 | PURC | 3.125 | 3,700,000.00 | 3,670,649.75 | | |
| | | | | 01/09/06 | 01/09/06 | | 4.652 | | -29,350.25 | | -3,670,649.75 |
| | | | 40 | 07/17/06 | 01/09/06 | PURC | 4.420 | 288,000.00 | 281,316.96 | | |
| | | | | 01/09/06 | 01/09/06 | | 4.584 | | -6,683.04 | | -281,316.96 |
| | | | 451 | 02/27/06 | 01/10/06 | PURC | 4.400 | 25,000,000.00 | 25,000,000.00 | | |
| | | | | 01/10/06 | 01/10/06 | | 4.485 | | | | -25,000,000.00 |

CITY OF SAN JOSE
 TREASURY DIVISION
 DETAIL TRANSACTION REPORT - FIXED INCOME
 01/01/06 TO 03/31/06
 SETTLEMENT DATE BASIS
 FUND: 1 INVESTMENT FUNDS

* ACTIVE TRANSACTIONS *

PAGE: 14
 RUN: 04/24/06 09:33:28

| INV # USER | DESCRIPTION/POOL# MEMO | BANK CASH | BROK DATE | MATURITY /ENTRY | TRADE/ SETTLE | TXN TYP | COUPON YIELD | PAR VALUE ORIGINAL FACE | BOOK VALUE PREM / (DISC) | (INTEREST) AMORT/(ACCRET) | (GAIN)/LOSS SETTLEMENT |
|---------------|---------------------------|--------------|--------------|--------------------|------------------|------------|-----------------|----------------------------|-----------------------------|------------------------------|---------------------------|
| 34640 | CP-DISC-WFB-WF | 1365 | 451 | 01/11/06 | 01/10/06 | PURC | 4.210 | 6,105,000.00 | 6,104,286.05 | | |
| gabriel | | | | 01/10/06 | 01/10/06 | | 4.269 | | -713.95 | | -6,104,286.05 |
| 34641 | FHLB-BA | 1365 | 40 | 11/27/06 | 01/11/06 | PURC | 3.050 | 2,500,000.00 | 2,474,419.44 | | |
| gabriel | | | | 01/11/06 | 01/11/06 | | 4.688 | | -25,580.56 | | -2,474,419.44 |
| 34642 | FHLB-BA | 1365 | 40 | 11/29/06 | 01/11/06 | PURC | 3.200 | 2,875,000.00 | 2,849,077.08 | | |
| gabriel | | | | 01/11/06 | 01/11/06 | | 4.686 | | -25,922.92 | | -2,849,077.08 |
| 34643 | CP-DISC-UBS AMERICAS-B | 1365 | 40 | 01/12/06 | 01/11/06 | PURC | 4.230 | 4,222,000.00 | 4,221,503.92 | | |
| gabriel | | | | 01/11/06 | 01/11/06 | | 4.289 | | -496.08 | | -4,221,503.92 |
| 34644 | BA-BANKAMERICA-BA | 1365 | 40 | 07/07/06 | 01/12/06 | PURC | 4.450 | 2,000,000.00 | 1,956,488.89 | | |
| gabriel | | | | 01/12/06 | 01/12/06 | | 4.612 | | -43,511.11 | | -1,956,488.89 |
| 34646 | CP-DISC-UBS AMERICAS-B | 1365 | 40 | 01/13/06 | 01/12/06 | PURC | 4.250 | 3,407,000.00 | 3,406,597.78 | | |
| gabriel | | | | 01/17/06 | 01/12/06 | | 4.310 | | -402.22 | | -3,406,597.78 |
| 34647 | CP-DISC-UBS AMERICAS-U | 1365 | 441 | 01/19/06 | 01/18/06 | PURC | 4.230 | 17,044,000.00 | 17,041,997.33 | | |
| gabriel | | | | 01/18/06 | 01/18/06 | | 4.289 | | -2,002.67 | | -17,041,997.33 |
| 34649 | FHLB-DISC-CS | 1365 | 179 | 01/20/06 | 01/19/06 | PURC | 4.160 | 11,775,000.00 | 11,773,639.33 | | |
| gabriel | | | | 01/19/06 | 01/19/06 | | 4.218 | | -1,360.67 | | -11,773,639.33 |
| 34650 | CP-DISC-UBS AMERICAS-B | 1365 | 40 | 01/24/06 | 01/23/06 | PURC | 4.250 | 30,000,000.00 | 29,996,458.33 | | |
| gabriel | | | | 01/23/06 | 01/23/06 | | 4.310 | | -3,541.67 | | -29,996,458.33 |
| 34651 | CP-DISC-FIRST DATA-JPM | 1365 | 325 | 01/24/06 | 01/23/06 | PURC | 4.230 | 40,000,000.00 | 39,995,300.00 | | |
| gabriel | | | | 01/23/06 | 01/23/06 | | 4.289 | | -4,700.00 | | -39,995,300.00 |
| 34652 | FHLB-DISC-CITIG | 1365 | 132 | 01/24/06 | 01/23/06 | PURC | 4.120 | 26,181,000.00 | 26,178,003.73 | | |
| gabriel | | | | 01/23/06 | 01/23/06 | | 4.178 | | -2,996.27 | | -26,178,003.73 |
| 34653 | FHLB-BA | 1365 | 40 | 09/29/06 | 01/24/06 | PURC | 3.750 | 5,000,000.00 | 5,028,995.83 | | |
| gabriel | | | | 01/23/06 | 01/24/06 | | 4.676 | | 28,995.83 | | -5,028,995.83 |
| 34654 | FHLB-GILFD | 1365 | 186 | 01/23/07 | 01/24/06 | PURC | 4.625 | 10,000,000.00 | 9,995,034.72 | | |
| gabriel | | | | 01/23/06 | 01/24/06 | | 4.690 | | -4,965.28 | | -9,995,034.72 |
| 34655 | FHLB-GILFD | 1365 | 186 | 12/01/06 | 01/24/06 | PURC | 3.875 | 5,000,000.00 | 4,994,959.31 | | |
| gabriel | | | | 01/23/06 | 01/24/06 | | 4.682 | | -5,040.69 | | -4,994,959.31 |
| 34656 | CP-DISC-UBS FIN DEL-BA | 1365 | 40 | 01/26/06 | 01/24/06 | PURC | 4.250 | 6,700,000.00 | 6,698,418.06 | | |
| gabriel | | | | 01/24/06 | 01/24/06 | | 4.310 | | -1,581.94 | | -6,698,418.06 |
| 34657 | CP-DISC-IBM-BA | 1365 | 40 | 02/03/06 | 01/24/06 | PURC | 4.220 | 18,000,000.00 | 17,978,900.00 | | |
| gabriel | | | | 01/24/06 | 01/24/06 | | 4.284 | | -21,100.00 | | -17,978,900.00 |
| 34658 | CP-DISC-UBS FIN DEL-JP | 1365 | 325 | 02/10/06 | 01/24/06 | PURC | 4.400 | 10,000,000.00 | 9,979,222.22 | | |
| gabriel | | | | 01/24/06 | 01/24/06 | | 4.470 | | -20,777.78 | | -9,979,222.22 |
| 34659 | CP-DISC-UBS FIN DEL-UB | 1365 | 441 | 01/25/06 | 01/24/06 | PURC | 4.260 | 14,375,000.00 | 14,373,298.96 | | |
| gabriel | | | | 01/24/06 | 01/24/06 | | 4.320 | | -1,701.04 | | -14,373,298.96 |
| 34660 | FHLB-DISC-CITIG | 1365 | 132 | 02/28/06 | 01/24/06 | PURC | 4.230 | 25,000,000.00 | 24,897,187.50 | | |
| gabriel | | | | 01/24/06 | 01/24/06 | | 4.306 | | -102,812.50 | | -24,897,187.50 |
| 34661 | CP-DISC-BANKAMERICA-BA | 1365 | 40 | 03/06/06 | 01/25/06 | PURC | 4.340 | 5,595,000.00 | 5,568,019.67 | | |
| gabriel | | | | 01/25/06 | 01/25/06 | | 4.422 | | -26,980.33 | | -5,568,019.67 |
| 34662 | CP-DISC-WFB-WF | 1365 | 451 | 02/28/06 | 01/26/06 | PURC | 4.470 | 2,533,000.00 | 2,522,621.03 | | |
| gabriel | | | | 01/26/06 | 01/26/06 | | 4.551 | | -10,378.97 | | -2,522,621.03 |
| 34663 | CP-DISC-FIRST DATA-CIT | 1365 | 132 | 02/01/06 | 01/27/06 | PURC | 4.430 | 5,781,000.00 | 5,777,443.08 | | |
| michele | | | | 01/27/06 | 01/27/06 | | 4.494 | | -3,556.92 | | -5,777,443.08 |

CITY OF SAN JOSE
 TREASURY DIVISION
 DETAIL TRANSACTION REPORT - FIXED INCOME
 01/01/06 TO 03/31/06
 SETTLEMENT DATE BASIS
 FUND: 1 INVESTMENT FUNDS

* ACTIVE TRANSACTIONS *

PAGE: 15
 RUN: 04/24/06 09:33:28

| INV # USER | DESCRIPTION/POOL# MEMO | BANK CASH | BROK DATE | MATURITY /ENTRY | TRADE/ SETTLE | TXN TYP | COUPON YIELD | PAR VALUE ORIGINAL FACE | BOOK VALUE PREM / (DISC) | (INTEREST) AMORT/(ACCRET) | (GAIN)/LOSS SETTLEMENT |
|---------------|---------------------------|--------------|--------------|--------------------|------------------|------------|-----------------|----------------------------|-----------------------------|------------------------------|---------------------------|
| 34666 | CP-DISC-FIRST DATA-CIT | 1365 | 132 | 02/01/06 | 01/30/06 | PURC | 4.430 | 4,744,000.00 | 4,742,832.45 | | |
| gabriel | | | | 01/30/06 | 01/30/06 | | 4.493 | | -1,167.55 | | -4,742,832.45 |
| 34667 | FFCB-DISC-BA | 1365 | 40 | 08/17/06 | 01/30/06 | PURC | 4.500 | 950,000.00 | 926,368.75 | | |
| gabriel | | | | 01/30/06 | 01/30/06 | | 4.670 | | -23,631.25 | | -926,368.75 |
| 34668 | FHLB-DISC-UBS | 1365 | 441 | 02/01/06 | 01/31/06 | PURC | 4.340 | 9,667,000.00 | 9,665,834.59 | | |
| gabriel | | | | 01/31/06 | 01/31/06 | | 4.401 | | -1,165.41 | | -9,665,834.59 |
| 34669 | CP-DISC-UBS FIN DEL-UB | 1365 | 441 | 02/02/06 | 02/01/06 | PURC | 4.450 | 9,981,000.00 | 9,979,766.24 | | |
| gabriel | | | | 02/01/06 | 02/01/06 | | 4.512 | | -1,233.76 | | -9,979,766.24 |
| 34670 | CP-DISC-UBS FIN DEL-BA | 1365 | 40 | 02/03/06 | 02/02/06 | PURC | 4.480 | 6,000,000.00 | 5,999,253.33 | | |
| gabriel | | | | 02/02/06 | 02/02/06 | | 4.543 | | -746.67 | | -5,999,253.33 |
| 34671 | FHLB-DISC-UBS | 1365 | 441 | 04/05/06 | 02/02/06 | PURC | 4.435 | 9,930,000.00 | 9,854,154.11 | | |
| gabriel | | | | 02/02/06 | 02/02/06 | | 4.531 | | -75,845.89 | | -9,854,154.11 |
| 34672 | CP-DISC-UBS FIN DEL-BA | 1365 | 40 | 02/06/06 | 02/03/06 | PURC | 4.460 | 7,052,000.00 | 7,049,379.01 | | |
| gabriel | | | | 02/03/06 | 02/03/06 | | 4.524 | | -2,620.99 | | -7,049,379.01 |
| 34677 | FHLB-DISC-UBS | 1365 | 441 | 03/03/06 | 02/10/06 | PURC | 4.390 | 6,375,000.00 | 6,358,674.69 | | |
| gabriel | | | | 02/10/06 | 02/10/06 | | 4.462 | | -16,325.31 | | -6,358,674.69 |
| 34678 | CP-DISC-BOSTON EDISON- | 1365 | 132 | 02/23/06 | 02/10/06 | PURC | 4.480 | 4,636,000.00 | 4,628,499.98 | | |
| gabriel | | | | 02/10/06 | 02/10/06 | | 4.550 | | -7,500.02 | | -4,628,499.98 |
| 34679 | CP-DISC-UBS FIN DEL-BA | 1365 | 40 | 02/21/06 | 02/13/06 | PURC | 4.490 | 8,130,000.00 | 8,121,888.07 | | |
| gabriel | | | | 02/13/06 | 02/13/06 | | 4.557 | | -8,111.93 | | -8,121,888.07 |
| 34680 | CP-DISC-UBS FIN DEL-UB | 1365 | 441 | 04/13/06 | 02/14/06 | PURC | 4.570 | 9,809,000.00 | 9,736,778.51 | | |
| gabriel | | | | 02/14/06 | 02/14/06 | | 4.668 | | -72,221.49 | | -9,736,778.51 |
| 34681 | CP-DISC-UBS FIN DEL-JP | 1365 | 325 | 08/14/06 | 02/15/06 | PURC | 4.740 | 3,700,000.00 | 3,612,310.00 | | |
| gabriel | | | | 02/15/06 | 02/15/06 | | 4.922 | | -87,690.00 | | -3,612,310.00 |
| 34682 | CP-DISC-UBS FIN DEL-UB | 1365 | 441 | 08/14/06 | 02/15/06 | PURC | 4.725 | 10,000,000.00 | 9,763,750.00 | | |
| gabriel | | | | 02/15/06 | 02/15/06 | | 4.907 | | -236,250.00 | | -9,763,750.00 |
| 34683 | CP-DISC-UBS FIN DEL-BA | 1365 | 40 | 02/16/06 | 02/15/06 | PURC | 4.530 | 13,869,000.00 | 13,867,254.82 | | |
| gabriel | | | | 02/15/06 | 02/15/06 | | 4.593 | | -1,745.18 | | -13,867,254.82 |
| 34684 | FHLB-BA | 1365 | 40 | 01/10/07 | 02/16/06 | PURC | 3.450 | 4,200,000.00 | 4,160,226.00 | | |
| maria | | | | 02/16/06 | 02/16/06 | | 4.931 | | -39,774.00 | | -4,160,226.00 |
| 34685 | CP-DISC-UBS FIN DEL-BA | 1365 | 40 | 02/17/06 | 02/16/06 | PURC | 4.470 | 10,870,000.00 | 10,868,650.31 | | |
| maria | | | | 02/16/06 | 02/16/06 | | 4.533 | | -1,349.69 | | -10,868,650.31 |
| 34686 | FHLB-DISC-CSFB | 1365 | 180 | 09/01/06 | 02/21/06 | PURC | 4.690 | 684,000.00 | 666,890.88 | | |
| gabriel | | | | 02/21/06 | 02/21/06 | | 4.871 | | -17,109.12 | | -666,890.88 |
| 34688 | FHLB-DISC-BA | 1365 | 40 | 05/24/06 | 02/22/06 | PURC | 4.550 | 1,053,000.00 | 1,040,889.04 | | |
| gabriel | | | | 02/22/06 | 02/22/06 | | 4.667 | | -12,110.96 | | -1,040,889.04 |
| 34689 | FHLB-BA | 1365 | 40 | 02/15/07 | 02/23/06 | PURC | 4.800 | 1,830,000.00 | 1,827,560.00 | | |
| gabriel | | | | 02/23/06 | 02/23/06 | | 4.970 | | -2,440.00 | | -1,827,560.00 |
| 34690 | CP-DISC-UBS-FIN DEL-UB | 1365 | 441 | 07/24/06 | 02/24/06 | PURC | 4.750 | 6,954,000.00 | 6,816,368.75 | | |
| gabriel | | | | 02/24/06 | 02/24/06 | | 4.913 | | -137,631.25 | | -6,816,368.75 |
| 34691 | FHLB-BA | 1365 | 40 | 02/27/07 | 02/27/06 | PURC | 4.875 | 17,255,000.00 | 17,238,090.10 | | |
| gabriel | | | | 02/27/06 | 02/27/06 | | 4.977 | | -16,909.90 | | -17,238,090.10 |
| 34692 | CP-DISC-FIRST DATA-CIT | 1365 | 132 | 03/07/06 | 02/28/06 | PURC | 4.520 | 5,000,000.00 | 4,995,605.56 | | |
| gabriel | | | | 02/28/06 | 02/28/06 | | 4.587 | | -4,394.44 | | -4,995,605.56 |

CITY OF SAN JOSE
 TREASURY DIVISION
 DETAIL TRANSACTION REPORT - FIXED INCOME
 01/01/06 TO 03/31/06
 SETTLEMENT DATE BASIS
 FUND: 1 INVESTMENT FUNDS

* ACTIVE TRANSACTIONS *

PAGE: 16
 RUN: 04/24/06 09:33:28

| INV # USER | DESCRIPTION/POOL# MEMO | BANK CASH | BROK DATE | MATURITY /ENTRY | TRADE/ SETTLE | TXN TYP | COUPON YIELD | PAR VALUE ORIGINAL FACE | BOOK VALUE PREM / (DISC) | (INTEREST) AMORT/(ACCRET) | (GAIN)/LOSS SETTLEMENT |
|---------------|---------------------------|--------------|--------------|--------------------|------------------|------------|-----------------|----------------------------|-----------------------------|------------------------------|---------------------------|
| 34693 | FHLB-DISC-CS | 1365 | 179 | 03/01/06 | 02/28/06 | PURC | 4.330 | 15,183,000.00 | 15,181,173.82 | | |
| gabriel | | | | 02/28/06 | 02/28/06 | | 4.391 | | -1,826.18 | | -15,181,173.82 |
| 34694 | FHLB-DISC-CITIG | 1365 | 132 | 03/01/06 | 02/28/06 | PURC | 4.300 | 14,709,000.00 | 14,707,243.09 | | |
| gabriel | | | | 02/28/06 | 02/28/06 | | 4.360 | | -1,756.91 | | -14,707,243.09 |
| 34695 | CP-DISC-WFB-WF | 1365 | 451 | 03/02/06 | 03/01/06 | PURC | 4.450 | 24,035,000.00 | 24,032,029.01 | | |
| gabriel | | | | 03/01/06 | 03/01/06 | | 4.512 | | -2,970.99 | | -24,032,029.01 |
| 34696 | FHLB-CALL-WF | 1365 | 451 | 03/02/07 | 03/02/06 | PURC | 5.000 | 5,000,000.00 | 5,000,000.00 | | |
| gabriel | | | | 03/01/06 | 03/02/06 | | 5.000 | | | | -5,000,000.00 |
| 34699 | FHLB-MISCH | 1365 | 320 | 03/01/07 | 03/02/06 | PURC | 4.875 | 5,000,000.00 | 4,995,272.88 | | |
| gabriel | | | | 03/02/06 | 03/02/06 | | 4.987 | | -4,727.12 | | -4,995,272.88 |
| 34700 | FHLB-DISC-UBS | 1365 | 441 | 03/03/06 | 03/02/06 | PURC | 4.380 | 19,553,000.00 | 19,550,621.05 | | |
| gabriel | | | | 03/02/06 | 03/02/06 | | 4.441 | | -2,378.95 | | -19,550,621.05 |
| 34701 | FHLB-WF | 1365 | 451 | 04/16/07 | 03/03/06 | PURC | 4.250 | 5,000,000.00 | 5,047,341.67 | | |
| gabriel | | | | 03/02/06 | 03/03/06 | | 5.011 | | 47,341.67 | | -5,047,341.67 |
| 34702 | CP-DISC-UBS FIN DEL-BA | 1365 | 40 | 03/06/06 | 03/03/06 | PURC | 4.480 | 5,784,000.00 | 5,781,840.64 | | |
| gabriel | | | | 03/03/06 | 03/03/06 | | 4.544 | | -2,159.36 | | -5,781,840.64 |
| 34703 | FHLMC-BA | 1365 | 40 | 02/15/07 | 03/06/06 | PURC | 2.375 | 5,000,000.00 | 4,885,477.08 | | |
| gabriel | | | | 03/03/06 | 03/06/06 | | 5.047 | | -114,522.92 | | -4,885,477.08 |
| 34704 | CP-DISC-UBS AMERICAS-B | 1365 | 40 | 03/07/06 | 03/06/06 | PURC | 4.490 | 2,062,000.00 | 2,061,742.82 | | |
| gabriel | | | | 03/06/06 | 03/06/06 | | 4.553 | | -257.18 | | -2,061,742.82 |
| 34705 | CP-DISC-UBS FIN DEL-BA | 1365 | 40 | 06/06/06 | 03/06/06 | PURC | 4.750 | 618,000.00 | 610,498.17 | | |
| gabriel | | | | 03/06/06 | 03/06/06 | | 4.875 | | -7,501.83 | | -610,498.17 |
| 34706 | FHLB-BA | 1365 | 40 | 02/27/07 | 03/07/06 | PURC | 4.875 | 3,430,000.00 | 3,428,676.59 | | |
| gabriel | | | | 03/07/06 | 03/07/06 | | 5.059 | | -1,323.41 | | -3,428,676.59 |
| 34707 | FHLB-BA | 1365 | 40 | 02/23/07 | 03/08/06 | PURC | 3.375 | 570,000.00 | 561,852.56 | | |
| gabriel | | | | 03/08/06 | 03/08/06 | | 5.072 | | -8,147.44 | | -561,852.56 |
| 34708 | FHLMC-BA | 1365 | 40 | 03/15/07 | 03/09/06 | PURC | 4.875 | 2,125,000.00 | 2,171,585.31 | | |
| gabriel | | | | 03/09/06 | 03/09/06 | | 5.042 | | 46,585.31 | | -2,171,585.31 |
| 34709 | FHLMC-DISC-UBS | 1365 | 441 | 03/06/07 | 03/09/06 | PURC | 4.790 | 3,176,000.00 | 3,023,024.43 | | |
| gabriel | | | | 03/09/06 | 03/09/06 | | 5.039 | | -152,975.57 | | -3,023,024.43 |
| 34710 | CP-DISC-UBS FIN DEL-UB | 1365 | 441 | 03/20/06 | 03/13/06 | PURC | 4.480 | 11,060,000.00 | 11,050,365.51 | | |
| gabriel | | | | 03/13/06 | 03/13/06 | | 4.546 | | -9,634.49 | | -11,050,365.51 |
| 34711 | FHLB-BA | 1365 | 40 | 02/23/07 | 03/14/06 | PURC | 3.375 | 220,000.00 | 217,067.13 | | |
| michele | | | | 03/14/06 | 03/14/06 | | 5.057 | | -2,932.87 | | -217,067.13 |
| 34712 | FFCB-CITIG | 1365 | 132 | 11/24/06 | 03/15/06 | PURC | 2.700 | 5,000,000.00 | 4,964,025.00 | | |
| gabriel | | | | 03/15/06 | 03/15/06 | | 5.005 | | -35,975.00 | | -4,964,025.00 |
| 34713 | CP-DISC-BOSTON EDISON- | 1365 | 132 | 03/16/06 | 03/15/06 | PURC | 4.540 | 25,000,000.00 | 24,996,847.22 | | |
| gabriel | | | | 03/15/06 | 03/15/06 | | 4.604 | | -3,152.78 | | -24,996,847.22 |
| 34714 | CP-DISC-WFB-WF | 1365 | 451 | 03/17/06 | 03/16/06 | PURC | 4.460 | 29,742,000.00 | 29,738,315.30 | | |
| gabriel | | | | 03/16/06 | 03/16/06 | | 4.523 | | -3,684.70 | | -29,738,315.30 |
| 34715 | FHLMC-GILFD | 1365 | 186 | 04/27/07 | 03/17/06 | PURC | 3.000 | 3,000,000.00 | 2,970,710.00 | | |
| gabriel | | | | 03/17/06 | 03/17/06 | | 5.004 | | -29,290.00 | | -2,970,710.00 |
| 34716 | CP-DISC-FIRST DATA-CIT | 1365 | 132 | 03/20/06 | 03/17/06 | PURC | 4.490 | 12,234,000.00 | 12,229,422.45 | | |
| gabriel | | | | 03/17/06 | 03/17/06 | | 4.554 | | -4,577.55 | | -12,229,422.45 |

CITY OF SAN JOSE
 TREASURY DIVISION
 DETAIL TRANSACTION REPORT - FIXED INCOME
 01/01/06 TO 03/31/06
 SETTLEMENT DATE BASIS
 FUND: 1 INVESTMENT FUNDS

* ACTIVE TRANSACTIONS *

PAGE: 17
 RUN: 04/24/06 09:33:28

| INV # USER | DESCRIPTION/POOL# MEMO | BANK CASH | BROK DATE | MATURITY /ENTRY | TRADE/ SETTLE | TXN TYP | COUPON YIELD | PAR VALUE ORIGINAL FACE | BOOK VALUE PREM / (DISC) | (INTEREST) AMORT/(ACCRET) | (GAIN)/LOSS SETTLEMENT |
|-------------------------|---------------------------|--------------|--------------|--------------------|------------------|------------|-----------------|----------------------------|-----------------------------|------------------------------|---------------------------|
| 34717 | CP-DISC-UBS FIN DEL-BA | 1365 | 40 | 03/21/06 | 03/20/06 | PURC | 4.500 | 18,200,000.00 | 18,197,725.00 | | |
| michele | | | | 03/20/06 | 03/20/06 | | 4.563 | | -2,275.00 | | -18,197,725.00 |
| 34718 | FHLB-DISC-BA | 1365 | 40 | 03/21/06 | 03/20/06 | PURC | 4.370 | 9,290,000.00 | 9,288,872.30 | | |
| michele | | | | 03/20/06 | 03/20/06 | | 4.431 | | -1,127.70 | | -9,288,872.30 |
| 34719 | CP-DISC-UBS FIN DEL-BA | 1365 | 40 | 03/22/06 | 03/21/06 | PURC | 4.530 | 12,000,000.00 | 11,998,490.00 | | |
| gabriel | | | | 03/21/06 | 03/21/06 | | 4.593 | | -1,510.00 | | -11,998,490.00 |
| 34720 | FHLMC-CITIG | 1365 | 132 | 03/15/07 | 03/21/06 | PURC | 4.875 | 10,000,000.00 | 9,992,225.00 | | |
| gabriel | | | | 03/21/06 | 03/21/06 | | 5.042 | | -7,775.00 | | -9,992,225.00 |
| 34721 | FHLMC-CITIG | 1365 | 132 | 04/02/07 | 03/21/06 | PURC | 4.125 | 5,000,000.00 | 4,966,258.33 | | |
| gabriel | | | | 03/21/06 | 03/21/06 | | 5.037 | | -33,741.67 | | -4,966,258.33 |
| 34722 | FHLMC-BA | 1365 | 40 | 03/15/07 | 03/21/06 | PURC | 4.875 | 560,000.00 | 559,419.00 | | |
| gabriel | | | | 03/21/06 | 03/21/06 | | 5.069 | | -581.00 | | -559,419.00 |
| 34723 | CP-DISC-FIRST DATA-CIT | 1365 | 132 | 03/24/06 | 03/23/06 | PURC | 4.590 | 11,154,000.00 | 11,152,577.87 | | |
| gabriel | | | | 03/23/06 | 03/23/06 | | 4.654 | | -1,422.13 | | -11,152,577.87 |
| 34724 | CP-DISC-UBS FIN DEL-BA | 1365 | 40 | 03/27/06 | 03/24/06 | PURC | 4.650 | 16,771,000.00 | 16,764,501.24 | | |
| gabriel | | | | 03/24/06 | 03/24/06 | | 4.716 | | -6,498.76 | | -16,764,501.24 |
| 34725 | FHLMC-BA | 1365 | 40 | 03/15/07 | 03/27/06 | PURC | 3.750 | 5,000,000.00 | 4,947,450.00 | | |
| gabriel | | | | 03/27/06 | 03/27/06 | | 5.010 | | -52,550.00 | | -4,947,450.00 |
| 34726 | CP-DISC-UBS FIN DEL-BA | 1365 | 40 | 03/28/06 | 03/27/06 | PURC | 4.730 | 14,581,000.00 | 14,579,084.22 | | |
| gabriel | | | | 03/27/06 | 03/27/06 | | 4.796 | | -1,915.78 | | -14,579,084.22 |
| 34727 | CP-DISC-CATERPILLAR-BA | 1365 | 40 | 03/29/06 | 03/28/06 | PURC | 4.680 | 11,448,000.00 | 11,446,511.76 | | |
| gabriel | | | | 03/28/06 | 03/28/06 | | 4.746 | | -1,488.24 | | -11,446,511.76 |
| 34728 | FHLB-CITIG | 1365 | 132 | 05/11/07 | 03/28/06 | PURC | 4.500 | 5,000,000.00 | 5,061,625.00 | | |
| gabriel | | | | 03/28/06 | 03/28/06 | | 5.057 | | 61,625.00 | | -5,061,625.00 |
| 34729 | FHLB-DISC-UBS | 1365 | 441 | 03/30/06 | 03/29/06 | PURC | 4.580 | 15,228,000.00 | 15,226,062.66 | | |
| maria | | | | 03/29/06 | 03/29/06 | | 4.644 | | -1,937.34 | | -15,226,062.66 |
| 34730 | FHLB-GILFD | 1365 | 186 | 04/16/07 | 03/30/06 | PURC | 4.250 | 5,000,000.00 | 5,061,079.17 | | |
| gabriel | | | | 03/29/06 | 03/30/06 | | 5.112 | | 61,079.17 | | -5,061,079.17 |
| 34731 | FHLMC-GILFD | 1365 | 186 | 03/15/07 | 03/30/06 | PURC | 3.750 | 5,000,000.00 | 4,945,012.50 | | |
| gabriel | | | | 03/29/06 | 03/30/06 | | 5.108 | | -54,987.50 | | -4,945,012.50 |
| 34732 | FHLMC-CS | 1365 | 179 | 03/16/07 | 03/30/06 | PURC | 2.700 | 5,000,000.00 | 4,894,050.00 | | |
| gabriel | | | | 03/29/06 | 03/30/06 | | 5.099 | | -105,950.00 | | -4,894,050.00 |
| 34733 | FHLMC-CITIG | 1365 | 132 | 04/02/07 | 03/30/06 | PURC | 4.125 | 3,184,000.00 | 3,163,217.77 | | |
| gabriel | | | | 03/29/06 | 03/30/06 | | 5.143 | | -20,782.23 | | -3,163,217.77 |
| 34737 | FHLB-DISC-WF | 1365 | 451 | 04/06/06 | 03/30/06 | PURC | 4.570 | 8,139,000.00 | 8,131,767.59 | | |
| gabriel | | | | 03/30/06 | 03/30/06 | | 4.638 | | -7,232.41 | | -8,131,767.59 |
| 34738 | FHLMC-DISC-UBS | 1365 | 441 | 03/06/07 | 03/30/06 | PURC | 4.870 | 3,218,000.00 | 3,069,554.55 | | |
| gabriel | | | | 03/30/06 | 03/30/06 | | 5.130 | | -148,445.45 | | -3,069,554.55 |
| 34739 | NCD-WFB-WF | 1365 | 451 | 04/13/06 | 03/30/06 | PURC | 4.770 | 10,000,000.00 | 10,000,000.00 | | |
| gabriel | | | | 03/30/06 | 03/30/06 | | 4.881 | | | | -10,000,000.00 |
| 34740 | FHLB-DISC-CITIG | 1365 | 132 | 04/03/06 | 03/31/06 | PURC | 4.370 | 6,040,000.00 | 6,037,800.43 | | |
| gabriel | | | | 03/30/06 | 03/31/06 | | 4.432 | | -2,199.57 | | -6,037,800.43 |
| SUBTOTAL (Txn Typ) PURC | | | | | | ASSETS | 4.320 | 929,871,583.23 | 927,845,487.30 | | |
| | | | | | | | 4.533 | | -2,026,095.93 | | -927845487.30 |

* ACTIVE TRANSACTIONS *

C I T Y O F S A N J O S E
 T R E A S U R Y D I V I S I O N
 DETAIL TRANSACTION REPORT - FIXED INCOME
 01/01/06 TO 03/31/06
 SETTLEMENT DATE BASIS
 FUND: 1 INVESTMENT FUNDS

PAGE: 18
RUN: 04/24/06 09:33:28

| INV # | DESCRIPTION/POOL# | BANK BROK | MATURITY | TRADE/ | TXN COUPON | PAR VALUE | BOOK VALUE | (INTEREST) | (GAIN)/LOSS |
|------------------------------------|-------------------|-----------|----------|--------|------------|---------------|---------------|----------------|----------------|
| USER | MEMO | CASH DATE | /ENTRY | SETTLE | TYP YIELD | ORIGINAL FACE | PREM / (DISC) | AMORT/(ACCRET) | SETTLEMENT |
| ----- | | | | | | | | | |
| SUBTOTAL (Fund) 1 INVESTMENT FUNDS | | | | ASSETS | | 48,881,000.00 | 47,230,276.11 | -7,409,468.87 | |
| | | | | | | | -2,026,095.93 | -1,189,844.88 | -38,630,962.36 |
| ----- | | | | | | | | | |

* ACTIVE TRANSACTIONS *

CITY OF SAN JOSE
 TREASURY DIVISION
 DETAIL TRANSACTION REPORT - FIXED INCOME
 01/01/06 TO 03/31/06
 FUND: 1 GRAND TOTALS
 ASSETS

PAGE: 19
 RUN: 04/24/06 09:33:28

| TYPE/ TXN# | PAR WEIGHTED YIELD | PAR VALUE | ORIGINAL FACE VALUE | BOOK VALUE | PREMIUM/ (DISCOUNT) | AMORTIZATION/ (ACCRETION) | (INTEREST) | (GAIN)/ LOSS | SETTLEMENT |
|----------------|--------------------------|----------------|------------------------|----------------|------------------------|------------------------------|---------------|-----------------|----------------|
| PURC (109) | 4.533 | 929,871,583.23 | | 927,845,487.30 | -2,026,095.93 | | | | -927845487.30 |
| PSAL (10) | 4.034 | -28,679,583.23 | | -28,679,583.23 | | | | | 28,679,583.23 |
| INTR (82) | 3.499 | | | -814,472.84 | | | -5,912,110.53 | | |
| MAT (81) | 4.267 | -847311000.00 | | -847311000.00 | | | -1,476,525.01 | | 848,787,525.01 |
| AMRT (9) | 2.803 | | | -373,746.90 | | 373,746.90 | | | |
| ACR (70) | 4.347 | | | 1,563,591.78 | | -1,563,591.78 | | | |
| CALL (1) | 5.000 | -5,000,000.00 | | -5,000,000.00 | | | -20,833.33 | | 5,020,833.33 |

* ACTIVE TRANSACTIONS *

CITY OF SAN JOSE
 TREASURY DIVISION
 DETAIL TRANSACTION REPORT - FIXED INCOME
 01/01/06 TO 03/31/06
 SETTLEMENT DATE BASIS
 FUND: 8 EVERGREEN CREEK

PAGE: 20
 RUN: 04/24/06 09:33:28

| INV # USER | DESCRIPTION/POOL# MEMO | BANK CASH | BROK DATE | MATURITY /ENTRY | TRADE/ SETTLE | TXN TYP | COUPON YIELD | PAR VALUE ORIGINAL FACE | BOOK VALUE PREM / (DISC) | (INTEREST) AMORT/(ACCRET) | (GAIN)/LOSS SETTLEMENT |
|-----------------------------------|---------------------------|--------------|--------------|----------------------|----------------------|------------|-----------------|----------------------------|-----------------------------|------------------------------|---------------------------|
| 34586 snj101 | UST-BILLS-JPM | 1365 | 325 | 03/02/06 03/03/06 | 03/02/06 03/02/06 | MAT | 3.860 3.952 | -88,200.00 | -88,200.00 | | 88,200.00 |
| SUBTOTAL (Txn Typ) MAT | | | | | | ASSETS | 3.860 3.952 | -88,200.00 | -88,200.00 | | 88,200.00 |
| 34586 snj101 | UST-BILLS-JPM | 1365 | | 03/02/06 03/03/06 | 03/02/06 03/02/06 | AMRT | 3.860 3.952 | | 860.59 | -860.59 | |
| SUBTOTAL (Txn Typ) AMRT | | | | | | ASSETS | 3.860 3.952 | | 860.59 | -860.59 | |
| 34697 gabriel | UST-BILLS-WF | 1365 | 451 | 06/22/06 03/02/06 | 03/02/06 03/02/06 | PURC | 4.500 4.627 | 89,700.00 | 88,444.20 -1,255.80 | | -88,444.20 |
| SUBTOTAL (Txn Typ) PURC | | | | | | ASSETS | 4.500 4.627 | 89,700.00 | 88,444.20 -1,255.80 | | -88,444.20 |
| SUBTOTAL (Fund) 8 EVERGREEN CREEK | | | | | | ASSETS | | 1,500.00 | 1,104.79 -1,255.80 | -860.59 | -244.20 |

* ACTIVE TRANSACTIONS *

CITY OF SAN JOSE
 TREASURY DIVISION
 DETAIL TRANSACTION REPORT - FIXED INCOME
 01/01/06 TO 03/31/06
 FUND: 8 GRAND TOTALS
 ASSETS

PAGE: 21
 RUN: 04/24/06 09:33:28

| TYPE/ TXN# | PAR WEIGHTED YIELD | PAR VALUE | ORIGINAL FACE VALUE | BOOK VALUE | PREMIUM/ (DISCOUNT) | AMORTIZATION/ (ACCRETION) | (INTEREST) | (GAIN)/ LOSS | SETTLEMENT |
|-----------------|--------------------------|------------|------------------------|------------|------------------------|------------------------------|------------|-----------------|------------|
| PURC (1) | 4.627 | 89,700.00 | | 88,444.20 | -1,255.80 | | | | -88,444.20 |
| MAT (1) | 3.952 | -88,200.00 | | -88,200.00 | | | | | 88,200.00 |
| ACR (1) | 3.952 | | | 860.59 | | -860.59 | | | |

* ACTIVE TRANSACTIONS *

CITY OF SAN JOSE
 TREASURY DIVISION
 DETAIL TRANSACTION REPORT - FIXED INCOME
 01/01/06 TO 03/31/06
 SETTLEMENT DATE BASIS

PAGE: 22
 RUN: 04/24/06 09:33:28

FUND: 33 Reassessment Revenue Bonds, 94A

| INV # USER | DESCRIPTION/POOL# MEMO | BANK CASH | BROK DATE | MATURITY /ENTRY | TRADE/ SETTLE | TXN TYP | COUPON YIELD | PAR VALUE ORIGINAL FACE | BOOK VALUE PREM / (DISC) | (INTEREST) AMORT/(ACCRET) | (GAIN)/LOSS SETTLEMENT |
|---|---------------------------|--------------|--------------|----------------------|----------------------|------------|-----------------|----------------------------|-----------------------------|------------------------------|---------------------------|
| 34587 snj101 | UST-BILLS-JPM | 1365 | 325 | 03/02/06 03/03/06 | 03/02/06 03/02/06 | MAT | 3.860 3.952 | -17,800.00 | -17,800.00 | | 17,800.00 |
| SUBTOTAL (Txn Typ) MAT | | | | | | ASSETS | 3.860 3.952 | -17,800.00 | -17,800.00 | | 17,800.00 |
| 34587 snj101 | UST-BILLS-JPM | 1365 | | 03/02/06 03/03/06 | 03/02/06 03/02/06 | AMRT | 3.860 3.952 | | 173.68 | -173.68 | |
| SUBTOTAL (Txn Typ) AMRT | | | | | | ASSETS | 3.860 3.952 | | 173.68 | -173.68 | |
| 34698 gabriel | UST-BILLS-WF | 1365 | 451 | 06/22/06 03/02/06 | 03/02/06 03/02/06 | PURC | 4.500 4.627 | 60,300.00 | 59,455.80 -844.20 | | -59,455.80 |
| SUBTOTAL (Txn Typ) PURC | | | | | | ASSETS | 4.500 4.627 | 60,300.00 | 59,455.80 -844.20 | | -59,455.80 |
| SUBTOTAL (Fund) 33 Reassessment Revenue | | | | | | ASSETS | | 42,500.00 | 41,829.48 -844.20 | -173.68 | -41,655.80 |

* ACTIVE TRANSACTIONS *

CITY OF SAN JOSE
 TREASURY DIVISION
 DETAIL TRANSACTION REPORT - FIXED INCOME
 01/01/06 TO 03/31/06
 FUND: 33 GRAND TOTALS
 ASSETS

PAGE: 23
 RUN: 04/24/06 09:33:28

| TYPE/ TXN# | PAR WEIGHTED YIELD | PAR VALUE | ORIGINAL FACE VALUE | BOOK VALUE | PREMIUM/ (DISCOUNT) | AMORTIZATION/ (ACCRETION) | (INTEREST) | (GAIN)/ LOSS | SETTLEMENT |
|-----------------|--------------------------|------------|------------------------|------------|------------------------|------------------------------|------------|-----------------|------------|
| PURC (1) | 4.627 | 60,300.00 | | 59,455.80 | -844.20 | | | | -59,455.80 |
| MAT (1) | 3.952 | -17,800.00 | | -17,800.00 | | | | | 17,800.00 |
| ACR (1) | 3.952 | | | 173.68 | | -173.68 | | | |

C I T Y O F S A N J O S E
T R E A S U R Y D I V I S I O N
D E T A I L T R A N S A C T I O N R E P O R T - F I X E D I N C O M E
0 1 / 0 1 / 0 6 T O 0 3 / 3 1 / 0 6
S E T T L E M E N T D A T E B A S I S
F U N D : 3 4 C S J / C S C J t P w r

* ACTIVE TRANSACTIONS *

PAGE: 24
RUN: 04/24/06 09:33:28

| INV # USER | DESCRIPTION/POOL# MEMO | BANK CASH | BROK DATE | MATURITY /ENTRY | TRADE/ SETTLE | TXN TYP | COUPON YIELD | PAR VALUE ORIGINAL FACE | BOOK VALUE PREM / (DISC) | (INTEREST) AMORT/(ACCRET) | (GAIN)/LOSS SETTLEMENT |
|-----------------------------------|---------------------------|--------------|--------------|----------------------|----------------------|------------|-----------------|----------------------------|-----------------------------|------------------------------|---------------------------|
| 34561 snj101 | FHLB-DISC-CITIG | 1365 | 132 | 01/27/06 01/30/06 | 01/27/06 01/27/06 | MAT | 3.960 4.048 | -529,000.00 | -529,000.00 | | 529,000.00 |
| 34616 snj101 | FHLB-DISC-CITIG | 1365 | 132 | 02/10/06 02/13/06 | 02/10/06 02/10/06 | MAT | 4.000 4.075 | -216,100.00 | -216,100.00 | | 216,100.00 |
| 34664 snj101 | FHLB-DISC-BA | 1365 | 40 | 03/31/06 04/03/06 | 03/31/06 03/31/06 | MAT | 4.390 4.485 | -532,500.00 | -532,500.00 | | 532,500.00 |
| SUBTOTAL (Txn Typ) MAT | | | | | | ASSETS | 4.146 4.235 | -1,277,600.00 | -1,277,600.00 | | 1,277,600.00 |
| 34561 snj101 | FHLB-DISC-CITIG | 1365 | | 01/27/06 01/30/06 | 01/27/06 01/27/06 | AMRT | 3.960 4.048 | | 4,306.06 | | -4,306.06 |
| 34616 snj101 | FHLB-DISC-CITIG | 1365 | | 02/10/06 02/13/06 | 02/10/06 02/10/06 | AMRT | 4.000 4.075 | | 1,056.49 | | -1,056.49 |
| 34664 snj101 | FHLB-DISC-BA | 1365 | | 03/31/06 04/03/06 | 03/31/06 03/31/06 | AMRT | 4.390 4.485 | | 4,090.93 | | -4,090.93 |
| SUBTOTAL (Txn Typ) AMRT | | | | | | ASSETS | 4.146 4.235 | | 9,453.48 | | -9,453.48 |
| 34664 michele | FHLB-DISC-BA | 1365 | 40 | 03/31/06 01/27/06 | 01/27/06 01/27/06 | PURC | 4.390 4.485 | 532,500.00 | 528,409.07 | | -528,409.07 |
| 34675 gabriel | FHLB-DISC-CITIG | 1365 | 132 | 04/17/06 02/10/06 | 02/10/06 02/10/06 | PURC | 4.465 4.564 | 218,109.00 | 216,323.60 | | -216,323.60 |
| 34734 gabriel | FHLB-DISC-UBS | 1365 | 441 | 05/26/06 03/29/06 | 03/31/06 03/31/06 | PURC | 4.700 4.800 | 536,722.00 | 532,797.97 | | -532,797.97 |
| SUBTOTAL (Txn Typ) PURC | | | | | | ASSETS | 4.532 4.630 | 1,287,331.00 | 1,277,530.64 | | -1,277,530.64 |
| SUBTOTAL (Fund) 34 CSJ/CSC Jt Pwr | | | | | | ASSETS | | 9,731.00 | 9,384.12 -9,800.36 | -9,453.48 | 69.36 |

* ACTIVE TRANSACTIONS *

CITY OF SAN JOSE
TREASURY DIVISION
DETAIL TRANSACTION REPORT - FIXED INCOME
01/01/06 TO 03/31/06
FUND: 34 GRAND TOTALS
ASSETS

PAGE: 25
RUN: 04/24/06 09:33:28

| TYPE/ TXN# | PAR WEIGHTED YIELD | PAR VALUE | ORIGINAL FACE VALUE | BOOK VALUE | PREMIUM/ (DISCOUNT) | AMORTIZATION/ (ACCRETION) | (INTEREST) | (GAIN)/ LOSS | SETTLEMENT |
|-----------------|--------------------------|---------------|------------------------|---------------|------------------------|------------------------------|------------|-----------------|---------------|
| PURC (3) | 4.630 | 1,287,331.00 | | 1,277,530.64 | -9,800.36 | | | | -1,277,530.64 |
| MAT (3) | 4.235 | -1,277,600.00 | | -1,277,600.00 | | | | | 1,277,600.00 |
| ACR (3) | 4.235 | | | 9,453.48 | | -9,453.48 | | | |

C I T Y O F S A N J O S E
T R E A S U R Y D I V I S I O N
D E T A I L T R A N S A C T I O N R E P O R T - F I X E D I N C O M E
0 1 / 0 1 / 0 6 T O 0 3 / 3 1 / 0 6
S E T T L E M E N T D A T E B A S I S

* ACTIVE TRANSACTIONS *

PAGE: 26
RUN: 04/24/06 09:33:28

FUND: 40 '97 Community Facility Dist.1

| INV # USER | DESCRIPTION/POOL# MEMO | BANK CASH | BROK DATE | MATURITY /ENTRY | TRADE/ SETTLE | TXN TYP | COUPON YIELD | PAR VALUE ORIGINAL FACE | BOOK VALUE PREM / (DISC) | (INTEREST) AMORT/(ACCRET) | (GAIN)/LOSS SETTLEMENT |
|--|---------------------------|--------------|--------------|----------------------|----------------------|------------|-----------------|----------------------------|-----------------------------|------------------------------|---------------------------|
| 34562 snj101 | FHLB-DISC-CITIG | 1365 | 132 | 01/27/06 01/30/06 | 01/27/06 01/27/06 | MAT | 3.960 4.048 | -99,000.00 | -99,000.00 | | 99,000.00 |
| 34617 snj101 | FHLB-DISC-CITIG | 1365 | 132 | 02/10/06 02/13/06 | 02/10/06 02/10/06 | MAT | 4.000 4.075 | -444,900.00 | -444,900.00 | | 444,900.00 |
| 34665 snj101 | FHLB-DISC-BA | 1365 | 40 | 03/31/06 04/03/06 | 03/31/06 03/31/06 | MAT | 4.390 4.485 | -63,500.00 | -63,500.00 | | 63,500.00 |
| SUBTOTAL (Txn Typ) MAT | | | | | | ASSETS | 4.034 4.113 | -607,400.00 | -607,400.00 | | 607,400.00 |
| 34562 snj101 | FHLB-DISC-CITIG | 1365 | | 01/27/06 01/30/06 | 01/27/06 01/27/06 | AMRT | 3.960 4.048 | | 805.86 | -805.86 | |
| 34617 snj101 | FHLB-DISC-CITIG | 1365 | | 02/10/06 02/13/06 | 02/10/06 02/10/06 | AMRT | 4.000 4.075 | | 2,175.07 | -2,175.07 | |
| 34665 snj101 | FHLB-DISC-BA | 1365 | | 03/31/06 04/03/06 | 03/31/06 03/31/06 | AMRT | 4.390 4.485 | | 487.84 | -487.84 | |
| SUBTOTAL (Txn Typ) AMRT | | | | | | ASSETS | 4.034 4.113 | | 3,468.77 | -3,468.77 | |
| 34665 michele | FHLB-DISC-BA | 1365 | 40 | 03/31/06 01/27/06 | 01/27/06 01/27/06 | PURC | 4.390 4.485 | 63,500.00 | 63,012.16 | | -63,012.16 |
| 34676 gabriel | FHLB-DISC-CITIG | 1365 | 132 | 04/17/06 02/10/06 | 02/10/06 02/10/06 | PURC | 4.465 4.564 | 448,891.00 | 445,216.45 | | -445,216.45 |
| 34741 gabriel | FHLB-DISC-UBS | 1365 | 441 | 05/26/06 03/30/06 | 03/31/06 03/31/06 | PURC | 4.700 4.800 | 54,278.00 | 53,881.16 | | -53,881.16 |
| SUBTOTAL (Txn Typ) PURC | | | | | | ASSETS | 4.479 4.578 | 566,669.00 | 562,109.77 | | -562,109.77 |
| SUBTOTAL (Fund) 40 '97 Community Facilit | | | | | | ASSETS | | -40,731.00 | -41,821.46 -4,559.23 | -3,468.77 | 45,290.23 |

* ACTIVE TRANSACTIONS *

CITY OF SAN JOSE
 TREASURY DIVISION
 DETAIL TRANSACTION REPORT - FIXED INCOME
 01/01/06 TO 03/31/06
 FUND: 40 GRAND TOTALS
 ASSETS

PAGE: 27
 RUN: 04/24/06 09:33:28

| TYPE/ TXN# | PAR WEIGHTED YIELD | PAR VALUE | ORIGINAL FACE VALUE | BOOK VALUE | PREMIUM/ (DISCOUNT) | AMORTIZATION/ (ACCRETION) | (INTEREST) | (GAIN)/ LOSS | SETTLEMENT |
|-----------------|--------------------------|-------------|------------------------|-------------|------------------------|------------------------------|------------|-----------------|-------------|
| PURC (3) | 4.578 | 566,669.00 | | 562,109.77 | -4,559.23 | | | | -562,109.77 |
| MAT (3) | 4.113 | -607,400.00 | | -607,400.00 | | | | | 607,400.00 |
| ACR (3) | 4.113 | | | 3,468.77 | | -3,468.77 | | | |

* ACTIVE TRANSACTIONS *

C I T Y O F S A N J O S E
 T R E A S U R Y D I V I S I O N
 D E T A I L T R A N S A C T I O N R E P O R T - F I X E D I N C O M E
 0 1 / 0 1 / 0 6 T O 0 3 / 3 1 / 0 6
 S E T T L E M E N T D A T E B A S I S
 F U N D : 4 7 R D A 2 0 0 3 A & B R E V B D S

PAGE: 28
 RUN: 04/24/06 09:33:28

| INV # | DESCRIPTION/POOL# | BANK | BROK | MATURITY | TRADE/ | TXN | COUPON | PAR VALUE | BOOK VALUE | (INTEREST) | (GAIN)/LOSS |
|--|------------------------|------|------|----------|----------|--------|--------|---------------|---------------|----------------|-------------|
| USER | MEMO | CASH | DATE | /ENTRY | SETTLE | TYP | YIELD | ORIGINAL FACE | PREM / (DISC) | AMORT/(ACCRET) | SETTLEMENT |
| 33682 | STATE INVESTMT POOL-47 | 1365 | 415 | 01/13/06 | 01/13/06 | PSAL | 4.000 | -27,609.79 | -27,609.79 | | |
| gabriel | | | | 01/17/06 | 01/13/06 | | 4.000 | | | | 27,609.79 |
| SUBTOTAL (Txn Typ) PSAL | | | | | | ASSETS | 4.000 | -27,609.79 | -27,609.79 | | 27,609.79 |
| SUBTOTAL (Txn Typ) MAT | | | | | | | | | | | |
| 33682 | STATE INVESTMT POOL-47 | 1365 | 415 | 01/13/06 | 01/13/06 | PURC | 4.000 | 27,609.79 | 27,609.79 | | |
| gabriel | | | | 01/17/06 | 01/13/06 | | 4.000 | | | | -27,609.79 |
| SUBTOTAL (Txn Typ) PURC | | | | | | ASSETS | 4.000 | 27,609.79 | 27,609.79 | | -27,609.79 |
| SUBTOTAL (Fund) 47 RDA 2003 A & B REV BD | | | | | | | | | | | |

C I T Y O F S A N J O S E
T R E A S U R Y D I V I S I O N
DETAIL TRANSACTION REPORT - FIXED INCOME
01/01/06 TO 03/31/06
SETTLEMENT DATE BASIS
FUND: 49 RDA TABs SERIES 2003

* ACTIVE TRANSACTIONS *

PAGE: 30
RUN: 04/24/06 09:33:28

| INV # USER | DESCRIPTION/POOL# MEMO | BANK CASH | BROK DATE | MATURITY /ENTRY | TRADE/ SETTLE | TXN TYP | COUPON YIELD | PAR VALUE ORIGINAL FACE | BOOK VALUE PREM / (DISC) | (INTEREST) AMORT/(ACCRET) | (GAIN)/LOSS SETTLEMENT |
|-------------------------|---------------------------|--------------|--------------|--------------------|------------------|------------|-----------------|----------------------------|-----------------------------|------------------------------|---------------------------|
| 34598 snj101 | FHLB-DISC-CITIG | 1365 | 132 | 01/19/06 | 01/19/06 | MAT | 4.150 | -25,137,000.00 | -25,137,000.00 | | |
| | | | | 01/20/06 | 01/19/06 | | 4.226 | | | | 25,137,000.00 |
| 34603 snj101 | FHLB-DISC-BA | 1365 | 40 | 02/09/06 | 02/09/06 | MAT | 4.200 | -24,651,000.00 | -24,651,000.00 | | |
| | | | | 02/10/06 | 02/09/06 | | 4.287 | | | | 24,651,000.00 |
| 34648 snj101 | FHLB-DISC-CITIG | 1365 | 132 | 02/22/06 | 02/22/06 | MAT | 4.270 | -25,239,000.00 | -25,239,000.00 | | |
| | | | | 02/23/06 | 02/22/06 | | 4.347 | | | | 25,239,000.00 |
| 34673 snj101 | FHLB-DISC-CITIG | 1365 | 132 | 02/10/06 | 02/10/06 | MAT | 4.390 | -24,654,000.00 | -24,654,000.00 | | |
| | | | | 02/13/06 | 02/10/06 | | 4.452 | | | | 24,654,000.00 |
| 34687 snj101 | FHLB-DISC-CITIG | 1365 | 132 | 03/30/06 | 03/30/06 | MAT | 4.380 | -25,350,000.00 | -25,350,000.00 | | |
| | | | | 04/03/06 | 03/30/06 | | 4.460 | | | | 25,350,000.00 |
| SUBTOTAL (Txn Typ) MAT | | | | | | ASSETS | 4.278 | -125031000.00 | -125031000.00 | | |
| | | | | | | | 4.354 | | | | 125,031,000.00 |
| 34598 snj101 | FHLB-DISC-CITIG | 1365 | | 01/19/06 | 01/19/06 | AMRT | 4.150 | | 110,114.02 | | |
| | | | | 01/20/06 | 01/19/06 | | 4.226 | | | -110,114.02 | |
| 34603 snj101 | FHLB-DISC-BA | 1365 | | 02/09/06 | 02/09/06 | AMRT | 4.200 | | 163,929.15 | | |
| | | | | 02/10/06 | 02/09/06 | | 4.287 | | | -163,929.15 | |
| 34648 snj101 | FHLB-DISC-CITIG | 1365 | | 02/22/06 | 02/22/06 | AMRT | 4.270 | | 101,783.28 | | |
| | | | | 02/23/06 | 02/22/06 | | 4.347 | | | -101,783.28 | |
| 34673 snj101 | FHLB-DISC-CITIG | 1365 | | 02/10/06 | 02/10/06 | AMRT | 4.390 | | 3,006.42 | | |
| | | | | 02/13/06 | 02/10/06 | | 4.452 | | | -3,006.42 | |
| 34687 snj101 | FHLB-DISC-CITIG | 1365 | | 03/30/06 | 03/30/06 | AMRT | 4.380 | | 111,033.00 | | |
| | | | | 04/03/06 | 03/30/06 | | 4.460 | | | -111,033.00 | |
| SUBTOTAL (Txn Typ) AMRT | | | | | | ASSETS | 4.278 | | 489,865.87 | | |
| | | | | | | | 4.354 | | | -489,865.87 | |
| 34648 gabriel | FHLB-DISC-CITIG | 1365 | 132 | 02/22/06 | 01/19/06 | PURC | 4.270 | 25,239,000.00 | 25,137,216.72 | | |
| | | | | 01/19/06 | 01/19/06 | | 4.347 | | -101,783.28 | | -25,137,216.72 |
| 34673 gabriel | FHLB-DISC-CITIG | 1365 | 132 | 02/10/06 | 02/09/06 | PURC | 4.390 | 24,654,000.00 | 24,650,993.58 | | |
| | | | | 02/09/06 | 02/09/06 | | 4.452 | | -3,006.42 | | -24,650,993.58 |
| 34674 gabriel | FHLB-DISC-CITIG | 1365 | 132 | 04/17/06 | 02/10/06 | PURC | 4.450 | 24,857,000.00 | 24,654,208.31 | | |
| | | | | 02/09/06 | 02/10/06 | | 4.549 | | -202,791.69 | | -24,654,208.31 |
| 34687 gabriel | FHLB-DISC-CITIG | 1365 | 132 | 03/30/06 | 02/22/06 | PURC | 4.380 | 25,350,000.00 | 25,238,967.00 | | |
| | | | | 02/22/06 | 02/22/06 | | 4.460 | | -111,033.00 | | -25,238,967.00 |
| 34736 gabriel | FHLB-DISC-CITIG | 1365 | 132 | 04/24/06 | 03/30/06 | PURC | 4.600 | 15,046,000.00 | 14,997,936.39 | | |
| | | | | 03/30/06 | 03/30/06 | | 4.679 | | -48,063.61 | | -14,997,936.39 |
| SUBTOTAL (Txn Typ) PURC | | | | | | ASSETS | 4.402 | 115,146,000.00 | 114,679,322.00 | | |
| | | | | | | | 4.481 | | -466,678.00 | | -114679322.00 |

* ACTIVE TRANSACTIONS *

C I T Y O F S A N J O S E
 T R E A S U R Y D I V I S I O N
 DETAIL TRANSACTION REPORT - FIXED INCOME
 01/01/06 TO 03/31/06
 SETTLEMENT DATE BASIS
 FUND: 49 RDA TABs SERIES 2003

PAGE: 31
 RUN: 04/24/06 09:33:28

| INV # | DESCRIPTION/POOL# | BANK BROK | MATURITY | TRADE/ | TXN COUPON | PAR VALUE | BOOK VALUE | (INTEREST) | (GAIN)/LOSS |
|---|-------------------|-----------|----------|--------|------------|---------------|---------------|----------------|---------------|
| USER | MEMO | CASH DATE | /ENTRY | SETTLE | TYP YIELD | ORIGINAL FACE | PREM / (DISC) | AMORT/(ACCRET) | SETTLEMENT |
| SUBTOTAL (Fund) 49 RDA TABs SERIES 2003 | | | | | ASSETS | -9,885,000.00 | -9,861,812.13 | -489,865.87 | 10,351,678.00 |
| | | | | | | | -466,678.00 | | |

* ACTIVE TRANSACTIONS *

CITY OF SAN JOSE
 TREASURY DIVISION
 DETAIL TRANSACTION REPORT - FIXED INCOME
 01/01/06 TO 03/31/06
 FUND: 49 GRAND TOTALS
 ASSETS

PAGE: 32
 RUN: 04/24/06 09:33:28

| TYPE/ TXN# | PAR WEIGHTED YIELD | PAR VALUE | ORIGINAL FACE VALUE | BOOK VALUE | PREMIUM/ (DISCOUNT) | AMORTIZATION/ (ACCRETION) | (INTEREST) | (GAIN)/ LOSS | SETTLEMENT |
|-----------------|--------------------------|----------------|------------------------|----------------|------------------------|------------------------------|------------|-----------------|----------------|
| PURC (5) | 4.481 | 115,146,000.00 | | 114,679,322.00 | -466,678.00 | | | | -114679322.00 |
| MAT (5) | 4.354 | -125031000.00 | | -125031000.00 | | | | | 125,031,000.00 |
| ACR (5) | 4.354 | | | 489,865.87 | | -489,865.87 | | | |

* ACTIVE TRANSACTIONS *

C I T Y O F S A N J O S E
T R E A S U R Y D I V I S I O N
D E T A I L T R A N S A C T I O N R E P O R T - F I X E D I N C O M E
0 1 / 0 1 / 0 6 T O 0 3 / 3 1 / 0 6
R E P O R T G R A N D T O T A L S
A S S E T S

PAGE: 33
RUN: 04/24/06 09:33:28

| TYPE/ TXN# | PAR WEIGHTED YIELD | PAR VALUE | ORIGINAL FACE VALUE | BOOK VALUE | PREMIUM/ (DISCOUNT) | AMORTIZATION/ (ACCRETION) | (INTEREST) | (GAIN)/ LOSS | SETTLEMENT |
|----------------|--------------------------|----------------|------------------------|----------------|------------------------|------------------------------|---------------|-----------------|----------------|
| PURC (123) | 4.528 | 1047049193.02 | | 1044539959.50 | -2,509,233.52 | | | | -1044539959.50 |
| CALL (1) | 5.000 | -5,000,000.00 | | -5,000,000.00 | | | -20,833.33 | | 5,020,833.33 |
| PSAL (11) | 4.034 | -28,707,193.02 | | -28,707,193.02 | | | | | 28,707,193.02 |
| INTR (82) | 3.499 | | | -814,472.84 | | | -5,912,110.53 | | |
| MAT (95) | 4.278 | -974333000.00 | | -974333000.00 | | | -1,476,525.01 | | 975,809,525.01 |
| AMRT (9) | 2.803 | | | -373,746.90 | | 373,746.90 | | | |
| ACR (83) | 4.348 | | | 2,067,414.17 | | -2,067,414.17 | | | |

Reconciliation of Page A-2, Portfolio Statistics

| | | |
|------------|--------------------|---------------------------|
| Purchases: | Principal | \$1,044,539,959.50 |
| | Purchased Interest | 0.00 |
| | Total | <u>\$1,044,539,959.50</u> |

| | | |
|-------------|--|---------------------------|
| Sales and | Maturity Value | \$974,333,000.00 |
| Maturities: | Discount Accretion | -2,067,414.17 |
| | Premium Amortization | 373,746.90 |
| | LAIF and Money Market Account Withdrawals | 28,707,193.02 |
| | Called Securities | 5,000,000.00 |
| | Purch'd Interest Reimbursed | 814,472.84 |
| | Correct 8/15/05 interest posting for Investmt #34207 FHLB 3.875% of 2/13/09 | 11,840.28 |
| | Total | <u>\$1,007,172,838.87</u> |

| | | |
|-----------|-------------------------------|-----------------------|
| Interest: | Interim Interest Receipts | \$5,912,110.53 |
| | Interest Receipts at Maturity | 1,476,525.01 |
| | Interest on Called Security | 20,833.33 |
| | Discount Accretion | 2,067,414.17 |
| | Premium Amortization | -373,746.90 |
| | Total | <u>\$9,103,136.14</u> |

1

CITY OF SAN JOSE
TREASURY DIVISION

BROKER PURCHASE DISTRIBUTION
01/01/06 THROUGH 03/31/06

PAGE: 1
RUN: 04/24/06 09:39:20

ALL FUNDS

| CODE | BROKER NAME | TRANSACTIONS | ASSETS | LIABILITIES | TOTAL |
|--------------|--------------------------------|--------------|------------------|-------------|------------------|
| 40 | BANK OF AMERICA SECURITIES LLC | 45 | 311,451,226.68 | | 311,451,226.68 |
| 132 | CITIGROUP GLOBAL MARKETS INC. | 25 | 292,822,842.89 | | 292,822,842.89 |
| 179 | CREDIT SUISSE | 3 | 31,848,863.15 | | 31,848,863.15 |
| 180 | CS FIRST BOSTON CORPORATION | 1 | 666,890.88 | | 666,890.88 |
| 186 | GILFORD SECURITIES INC. | 9 | 44,984,384.95 | | 44,984,384.95 |
| 320 | MISCHLER FINANCIAL GROUP | 1 | 4,995,272.88 | | 4,995,272.88 |
| 325 | J P MORGAN SECURITIES INC | 3 | 53,586,832.22 | | 53,586,832.22 |
| 415 | STATE INVESTMENT POOL | 7 | 25,444,193.02 | | 25,444,193.02 |
| 441 | UBS FINANCIAL SERVICES INC. | 16 | 146,096,930.51 | | 146,096,930.51 |
| 451 | WELLS FARGO BANK - INVESTMENTS | 13 | 132,642,522.32 | | 132,642,522.32 |
| GRAND TOTALS | | 123 | 1,044,539,959.50 | | 1,044,539,959.50 |

